

"Still  
The Second  
Best Thing  
About Payday"

# The NIH Record

## Moving from 'Sentiment to Substance'

### 17th Annual King Program Salutes Mission and Man

By Carla Garnett

As an agency that takes its cues from DHHS secretary and former Morehouse man Dr. Louis Sullivan, NIH frequently hears and responds to stirring words delivered by a man from Atlanta. Given this, Jan. 17 would have been business as usual if not for the words of a different man from Atlanta—Dr. Joseph E. Lowery, president of the Southern Christian Leadership Conference and keynote speaker at "Love is the Only Force," NIH's 17th annual Dr. Martin Luther King, Jr. commemorative program.

Referring to his visit to NIH, which coincided with a visit to Atlanta by Sullivan and the president, Lowery quipped, "It was a good time for me to get out of Atlanta. The city wasn't big enough for George Bush, Lou Sullivan and Joe Lowery."

The climate of this year's King program formed the basis for the theme. King's sixty-third birthday Jan. 15 came 2 weeks after the Washington, D.C. metropolitan area—the so-called murder capital of the nation—set its fourth consecutive record for homicides. King, (See **KING PROGRAM, Page 6**)



The Rev. Dr. Joseph E. Lowery, president of the Southern Christian Leadership Conference and keynote speaker at NIH's Martin Luther King commemoration, received a framed copy of the program's poster from NIH director Dr. Bernadine Healy (c) and Diane Armstrong, director of NIH's Office of Equal Opportunity.

## NIH Parasitology: A History of Dedication

By Mary Jane Walker

Equipped with only simple technology—microscopes, incubators, spectrometers, and other instruments of the day—early parasitologists at NIH rigged equipment and fashioned their own glassware to conduct research on parasitic diseases. They served as food sources for the parasites, and some actually contracted the diseases they studied—all in the pursuit of scientific information.

Scientists such as these were described in the Gorgas Memorial Leon Jacobs Lecture, hosted by NIAID, which was held at NIH recently. The first in a newly established series, this year's lecture, titled "A History of NIH Parasitology: People and Perspectives," was given by Dr. Leon Jacobs, chairman of the board and president of the Gorgas Memorial Institute of Tropical and Preventive Medicine since 1983, and scientist emeritus in the Laboratory of Parasitic Diseases, NIAID.

The lecture series derives its name from the Gorgas Institute, an international center, located in Panama, for the study and control of tropical diseases. In recognition of Jacobs' work on its behalf, and his contributions to parasitology, the Gorgas Institute established an endowment for the Laboratory of Parasitic Diseases to host this lectureship in his name.

Jacobs' lecture was a walk down the corridors of NIH past, where he offered a glimpse of the colorful lives and labs of the scientists who most influenced the history of



Parasitology research at NIH began in 1902 with the appointment of Dr. Charles Wardell Stiles as first chief of the Division of Zoology.

NIH parasitology.

This history began in 1902 in the new Division of Zoology within the Hygienic Laboratory, the predecessor to the National Institutes of Health. Dr. Charles Wardell Stiles, appointed chief of the division, had been recruited from the Bureau of Animal Industry (BAI) of the U.S. Department of Agriculture, where he first named the so-called American hookworm, *Necator americanus*.

(See **PARASITOLOGY, Page 2**)

## NCI To Fund Regional Breast Cancer Summits

The movement to reduce breast cancer death rates in the United States got a boost recently when NCI announced the cancer centers chosen to host eight regional Breast Cancer Summits this year.

The summits, sponsored by NCI and the Susan G. Komen Breast Cancer Foundation in Dallas, will be hosted by NCI-designated comprehensive cancer centers in Buffalo, Detroit, Durham, N.C., Houston, Miami, New York City, Philadelphia, and Tucson. Each summit will be supported by an NCI grant of up to \$25,000.

Marilyn Tucker Quayle, wife of Vice President Dan Quayle and national honorary chairman of the summits, said, "These summits will bring breast cancer messages and programs to the community where they can save lives. The summits are an example of a public-private collaboration for the good of all Americans. My hope is that they will encourage women to take the initiative to protect their health by getting regular mammograms and up-to-date treatment, when necessary."

Added Nancy Brinker, founder and chairman of the Komen Foundation and member of the president's cancer panel, "We see this effort to promote regional breast cancer outreach programs as a logical next step after the two recent national Women's Leadership Summits in Washington, D.C. In these summits,

(See **SUMMITS, Page 4**)

**PARASITOLOGY***(Continued from Page 1)*

Stiles gained national prominence when, delivering a speech before the Pan-American Sanitary Conference in Washington, D.C., he said that in the South "some of the proverbial laziness of the poorer classes of the white population is in reality various manifestations of uncinariasis (hookworm disease)." The next day, the *New York Sun* printed an article carrying the headline, "Germ of Laziness Found?" Needless to say, Stiles became an instant celebrity.

In 1930, Congress passed a bill that reorganized and expanded the Hygienic Laboratory and renamed it the National Institute (singular at this time) of Health.

Stiles retired in 1931. His position was filled by Dr. Maurice C. Hall, also from the BAI. Hall and his coworkers studied several widespread parasitic diseases in the ensuing years, and much was accomplished. For example, they expanded the understanding of enterobiasis, an infection caused by small, white parasites called pinworms that infest the upper part of the large intestine. At this time, the relation of pinworm infection to human disease was not known.

To study the disease, Hall devised a reliable diagnostic technique, difficult to do because the worm does not lay its eggs in the intestine but on the skin of the perianal area. He developed the "NIH swab," which, after swabbing the skin, can be flattened on a microscope slide and examined for eggs. It is still the accepted technique for diagnosing pinworm infection. Other researchers studied the epidemiology and treatment of pinworm infection, the viability of the pinworm egg under various conditions, and the chemistry of pinworm egg membranes and the effects of ultraviolet radiation on them.

After Hall's death in 1938, Dr. Willard H. Wright became chief of the Division of Zoology. During World War II, Wright directed the assessment or risks of importation of vector-borne parasitic diseases via U.S. troops returning home. Such studies included looking at species of domestic mosquitoes as potential carriers of *filariae*, roundworms that were among the parasites expected to infect the soldiers serving in the Pacific areas.


Human body lice were also a popular object of study during wartime, because of the spread of typhus, a rickettsial disease causing high fever and other symptoms. Wright initiated a study of the effect of insecticide-impregnated cloth on human body lice. A number of the division staff participated not as laboratory assistants but solely as sources of food for the lice.

Work conducted on malaria was equally important during and after World War II. This infectious disease, caused by protozoans

of the species *Plasmodium*, is usually transmitted through the bite of an infected female mosquito.

Early research on malaria involved the precise identification of the *Anopheles* species as carriers of the disease, the flight range of the carriers, and the stages of the parasite in its hosts. During the war years, most of the malaria research centered around treatment and control of vectors. After the war, one NIH scientist, Dr. Don Eyles, discovered the transmission of a simian malaria parasite to humans by mosquitoes colonized in a laboratory in Malaya. During his research, Eyles himself became accidentally infected.

Jacobs mentioned some of the NIH parasitologists in his lecture, but could not name all who participated in this research. "What we did back then, compared with what can be done now," he said, "is analogous to the search for the source of the Nile on foot, compared with aerial photography of the same regions." However, he said the land observations provided detailed information that made the aerial work easier. "Sometimes we arrive at new vistas by standing on the shoulders of giants," Jacobs said. "Mostly, we reach new vistas by standing on firm foundations built with small pieces of work conducted by many skillful workers." □



*Dr. James F. Deatherage recently joined the staff of NIGMS as a health scientist administrator in the Cellular and Molecular Basis of Disease Program Branch. Deatherage, who worked as an assistant professor in the department of biochemistry at the University of Arizona in Tucson before coming to NIH, will administer grants relating to cell organization, motility, and division. His prior experience includes postdoctoral work at the Medical Research Laboratory of Molecular Biology in Cambridge, England, as a postdoctoral fellow and staff scientist. Deatherage received a B.S. in biochemistry from Michigan State University and a Ph.D. in biochemistry from Cornell University.*

**Genome Lectures Continue**

The Human Genome Lecture Series continues this month with a presentation on "High Speed DNA Sequencing in Ultrathin Gels," by Lloyd M. Smith, assistant professor in the department of chemistry at the University of Wisconsin.

He was the primary developer of the first fluorescence-based automated DNA sequencing instrument at Cal Tech.

The talk will be held Thursday, Feb. 20 at 11:30 a.m. in Lipsett Amphitheater, Bldg. 10. □

**Correction**

A story about the *Journal of the National Cancer Institute* that appeared in the Jan. 7 issue of the *NIH Record* misstated the journal's popularity. It reported that JNCI was mentioned in news articles more often than the *New England Journal of Medicine*, the *Annals of Internal Medicine*, and the *Journal of Clinical Oncology* combined. It should have specified that JNCI is mentioned more often than those journals only as a source for new cancer research findings. □

**The NIH Record**

Published biweekly at Bethesda, Md., by the Editorial Operations Branch, Division of Public Information, for the information of employees of the National Institutes of Health, Department of Health and Human Services, and circulated to nonemployees by subscription only through the Government Printing Office. The content is reprintable, without permission. Pictures may be available on request. Use of funds for printing this periodical has been approved by the director of the Office of Management and Budget through September 30, 1992.

**NIH Record Office**  
Bldg. 31, Room 2B-03  
Phone 496-2125  
FAX 402-1485

**Editor**  
Richard McManus

**Assistant Editor**  
Anne Barber

**Staff Writer**  
Carla Garnett

**Editorial Assistant**  
Marilyn Berman

**Correspondents:**

CC, Karen Riedel  
DCRT, Anne P. Enright  
DRG, N. Sue Meadows  
FIC, Jim Bryant  
NCI, Patricia A. Newman  
NCHGR, Leslie Fink  
NCNR, Esther McBride  
NCRR, Polly Onderak  
NEI, Linda Huss  
NHLBI, Louise Williams  
NIA, Carolyn Shanoff  
NIAID, James Hadley  
NIAMS, Amy Iadarola  
NICHD, Carol Florence  
NIDCD, Gail Blatt  
NIDDK, Eileen Corrigan  
NIDR, Mary Daum  
NIEHS, Hugh J. Lee  
NIGMS, Wanda Wardell  
NINDS, Carol Rowan  
NLM, Roger L. Gilkeson

*The NIH Record reserves the right to make corrections, changes, or deletions in submitted copy in conformity with the policies of the paper and HHS.*

## NIH Schedules African-American History Month Activities

The month of February is set aside for the nation's annual observance of African-American history. In keeping with the 1992 national theme, "African Roots Explore New Worlds: Pre-Columbus to the Space Age," the Office of Equal Opportunity (OEO) and the NIH Black employees advisory committee have planned several activities that will give all NIH employees an opportunity to explore the heritage and recognize the contributions of African Americans.

The opening program, which is being cosponsored by NINDS, will be held on Friday, Feb. 7, from 11:30 a.m. to 1 p.m., in Masur Auditorium, Clinical Center. Musical selections will be provided by the Blacks in Government Department of Labor chapter choir, and the guest speaker will be Dr. Benjamin S. Carson, Sr., director of pediatric neurosurgery, Johns Hopkins Hospital.

Carson gained worldwide recognition for his part in the first successful separation of Siamese twins joined at the back of the head. The extremely complex and delicate operation—5 months in the planning and 22 hours in the execution—involved a surgical plan that Carson helped initiate.

At Johns Hopkins, Carson is involved in numerous clinical and research activities. His areas of greatest interest include neurosurgical oncology, in which he specializes in all varieties of pediatric brain tumors and is involved in laboratory research to elucidate the defense mechanisms of tumors and to provide better therapeutic approaches. Using a rare, daring procedure called "cerebral hemispherectomy" to remove half of their brains, Carson has saved 30 children with intractable seizures, who otherwise had no hope of survival. During the past few years, in conjunction with the plastic surgery division, he has developed a significant craniofacial program in which children with congenital deformities undergo combined neurosurgical and plastic surgical reconstruction. Carson also studies the problems of achondroplastic children and has particular interest in cervico-medullary compression and its treatment.

Carson serves on several professional boards and committees, has many teaching responsibilities, and is the recipient of numerous honors and awards, including six honorary doctorate degrees. He is the author of the bestseller, *Gifted Hands: The Ben Carson Story*.

Other activities will include a Black memorabilia exhibit and lecture on Friday, Feb. 14, in Bldg. 10, 14th fl. Conf. Rm. The exhibit will be open from 10 a.m. to 3 p.m. Edward McIntosh, president of the National Black Memorabilia Association, will deliver the keynote address at 11:30 a.m. On Feb. 21, the annual African-American History Month Luncheon will be held at the Howard Inn,



Dr. Benjamin S. Carson

Washington, D.C., from 11:30 a.m. to 1:30 p.m., and will feature Dr. Kenneth Olden, NIEHS director, as the guest speaker. Olden is the first African American to hold the position of director of an NIH institute. The cost of the luncheon is \$19.50. Bus transportation will be provided by NIH.

For additional information about the activities or for reasonable accommodation, contact the Black Employment Program manager, OEO, 496-6301. □

## Healy Adds Media Advisor to Staff

NIH director Dr. Bernadine Healy recently announced the selection of Johanna Schneider as senior advisor for media relations and press secretary to the director. Schneider will be responsible for advising the director on media activities and communications strategies. She will assume her duties on Feb. 10.

Schneider, an 11-year veteran of Capitol Hill and a former news reporter, moves to the NIH from the Department of Labor where she is currently the deputy assistant secretary for public affairs. She came to the department in 1989 with Labor secretary Elizabeth Hanford Dole. Prior to her position at the Labor Department, Schneider served as press secretary to House Republican Leader Robert H. Michel from 1985 to 1989.

Healy said, "I am extremely pleased to welcome Ms. Schneider to our team at NIH. Her background of public service and her unique media expertise will make her a valuable asset in carrying out the mandate of NIH, which is to uncover new knowledge that will further understanding of the fundamental life processes and will lead to methods of preventing, diagnosing and treating disease."

Schneider has a B.S. degree in journalism and served as a reporter in Illinois before joining the CBS Network News Washington Bureau. Following her experience at CBS, Schneider worked for three other members of Congress and a senator.

Schneider lives in the District of Columbia with her husband Jon Plebani and two sons Brice, 3, and Nicholas, 1. □



Staff members from almost all the 74 General Clinical Research Centers (GCRCs) funded by NCRR took part in 2 days of symposia and workshops on clinical research and GCRC program management issues during their recent annual meeting in Reston, Va. Participants included GCRC program directors, administrative managers, nurse managers, computer system managers, research dietitians, biostatisticians and other staff. Discussions continued during a break by (from l) Dr. Robert A. Whitney, Jr., NCRR director; Dr. Judith L. Vaitukaitis, NCRR deputy director for extramural programs and acting director, GCRC Program; Dr. Michael Thorner, University of Virginia; and Dr. Gordon Williams, Harvard University School of Medicine. The GCRC network includes some 60 percent of the federally supported beds dedicated to clinical research.

## SUMMITS

(Continued from Page 1)

leaders from around the country joined together to learn what could be done about breast cancer."

The two national summits are credited with encouraging women to have mammograms and obtain up-to-date treatment, when needed. The summits also have spurred corporations to develop worksite breast cancer education and screening programs.

"The new regional summits will bring together community organizations and local businesses, encouraging them to provide education and screening programs for their members and employees," said Marlene Malek, a member of the National Cancer Advisory Board. Malek is national chairman of the regional summits and Elizabeth Hart is cochairman for the Komen Foundation. The General Mills Foundation has become a corporate sponsor and will provide \$75,000 for summit costs not covered by the NCI grants.

"These summits will reach the women in America who most need this help: women who are members of minority groups or who have been medically underserved," said Dr. Harold P. Freeman, chairman of the president's cancer panel and director of surgery at Harlem Hospital, New York.

Dr. Samuel Broder, NCI director, said an estimated 181,000 new cases of breast cancer and 46,300 deaths are expected in 1992. With early detection and appropriate treatment, approximately 30 percent of breast cancer deaths nationwide could be prevented.

Dates for the 1992 regional breast cancer summits have not been finalized in some areas. NCI-designated comprehensive cancer centers that receive grants to host the summits will attempt to reach thousands of women from diverse ethnic and socioeconomic backgrounds. □

## Seminars Planned on Revised Form

The PHS grant application form 398 has been revised as of September 1991. The form is used by applicants from the extramural scientific community seeking research grant and award support from NIH and other PHS agencies. A series of seminars will be given in February and March to brief extramural staff on the new revision. The following are dates and locations for the orientation seminars:

Westwood Bldg., Rm. 428	Feb. 21, 11 a.m.-1 p.m.
	Feb. 26, 2:30-4:30 p.m.
	Feb. 28, 11 a.m.-1 p.m.
Federal Bldg., Rm. B1-19	Mar. 2, 9-11 a.m.
Bldg. 31C, Conf. Rm. 6	Feb. 19, 9-11 a.m.
Bldg. 31C, Conf. Rm. 10	Mar. 6, 9-11 a.m.
Executive Plaza North	
Conf. Rm. H	Mar. 3, 9-11 a.m.
Conf. Rm. G	Mar. 5, 1:30-3:30 p.m.
Parklawn Bldg.	
Conf. Rm. D	Feb. 25, 9-11 a.m.
Conf. Rm. D	Mar. 2, 1-3 p.m.
Conf. Rm. D	Mar. 3, 1-3 p.m. □

## NBA Wives, NCI Launch Mammography Initiative

The National Basketball Association wives and NCI have begun a new national outreach initiative to reduce breast cancer deaths in American women. Central to this effort is the role of the wives of the NBA players and coaches, who will work in their home communities to increase awareness of the importance of mammography with appropriate followup care.

NCI "deputized" the NBA wives as breast cancer information sources in their cities to heighten public awareness of mammography and to increase awareness that NCI's Cancer Information Service is a source of information about all aspects of breast cancer. The CIS toll-free number is 1-800-4-CANCER. The teams will also be encouraged to work with their local cancer centers.

The NBA wives' outreach activities will range from personal appearances to public service announcements to dissemination of materials.

This NBA wives/NCI collaboration was initiated by Irene Pollin, member of the National Cancer Advisory Board and wife of Washington Bullets owner Abe Pollin. The Washington Bullets began their outreach activities in 1991, displaying information



Connie Unseld, wife of Washington Bullets Coach Wes Unseld, joined the NBA wives/NCI effort to curb breast cancer in American women by heightening public awareness of mammography.

materials during halftime at home games, and holding a fashion show and auction to raise funds for mammograms for underserved women.

## NIDR Organizes Symposium on Pain Research

NIH director Dr. Bernadine Healy will open a 1-day symposium on "Frontiers of Pain Research in the Decade of the Brain," to highlight the essential role of pain research in the neurosciences and the devastating effect of pain on the lives of millions of Americans. Organized by NIDR, the symposium will take place on Mar. 4 in the National Academy of Sciences Lecture Hall, Constitution Ave., Washington, D.C.

An official activity in celebration of the Decade of the Brain, the symposium is also sponsored by NINDS, NIMH, NIDA, the American Pain Society, and the International Association for the Study of Pain.

The meeting will bring together a diverse audience of congressional representatives and staff, representatives of foundations and professional societies, science and health writers, federal officials, and scientists. Leading researchers will describe the major advances of the past decade in understanding and controlling pain, the unsolved mysteries of chronic pain, and the opportunities for future research.

The important discovery in the 1970's that the brain produces its own opiate-like substances, the enkephalins and endorphins, has been rivaled by discoveries in the past decade about the effects of persistent pain on brain function. Scientists now know that pain is not merely a passive symptom of disease, but an aggressive disease in itself, producing changes in the brain that underlie the pathology of persistent or chronic pain. The response to

tissue or nerve injury includes changes in gene expression and the synthesis of neuropeptides that play a role in both pain transmission and its modulation.

A major success story is the effect this new knowledge has had on the treatment of acute pain and chronic cancer pain. However, many problems remain unsolved. Successful treatments are lacking for chronic facial and back pains, which disable millions of Americans. Pain caused by nerve injury is resistant to therapy in many patients. The symposium will conclude with a panel discussion that will highlight these problems and discuss future directions for pain research in the Decade of the Brain.

Those interested in attending "Frontiers of Pain Research in the Decade of the Brain," should contact CSR, Inc., Conference Management Department, 1400 Eye Street, NW, Washington, DC 20005. Telephone: (202) 842-7600. □

## Normal Volunteers Needed

NICHD seeks women who are 1 year postmenopausal or who have premature ovarian failure to participate in a research study testing the effectiveness of the medication progesterone. Participants must be between 18-65 years of age, on no chronic medication, of normal weight and in good health. Compensation is available. For further information, call Rene Kimzey, 496-4244. □



## National Conference Examines Adverse Health Effects of Pollution

Pollution poses a variety of adverse effects on the body, particularly on the ears, nose, and throat, and both the elderly and the very young are at greatest risk, according to scientists who spoke at a conference held recently at NIH.

Among the many issues presented were the hazardous effects of both indoor and outdoor air pollutants on hearing, balance, smell, taste, voice production, and swallowing. "From this conference we can plan a research agenda and inform the public about these health hazards," said Dr. James B. Snow, Jr., director of the National Institute on Deafness and Other Communication Disorders.

The all-day conference, entitled "The Impact of Pollution on the Upper Alimentary and Respiratory Tracts," was cosponsored by NIDCD and the American Academy of Otolaryngology-Head and Neck Surgery. The national conference was unique, according to the cosponsors, because it marks the first time that scientists from across the nation came together to discuss the impact of pollutants on the ears, nose and throat.

Speakers included Dr. Antonia C. Novello, U.S. Surgeon General, and Dr. Ken Sexton, EPA director of health research, who delivered the keynote addresses on the role of research in shaping environmental regulations.

Dr. Jerome C. Goldstein, the executive vice president of AAO-HNS, urged conference participants to "take responsibility in initiating public policy change in their communities and elsewhere that will reverse the adverse effects of pollution."

Goldstein noted there were serious health consequences in other countries as well. He said that Mexico City is planning to install



Joining NIDCD director, Dr. James B. Snow, Jr. (r) during a national conference held at NIH on "The Impact of Pollution on the Upper Alimentary and Respiratory Tracts," are (from l) Dr. Richard G. Holt, president, American Association of Otolaryngology-Head and Neck Surgery; Dr. Ken Sexton, director, Office of Health Research, EPA; and Dr. Antonia C. Novello, U.S. Surgeon General.

coin-operated oxygen stations to help its citizens cope with the overwhelming air quality problem. He also mentioned that around the Soviet Union's Aral Sea basin pesticides in the water supply pushed the incidence of esophageal cancer to seven times the national rate.

The AAO-HNS and NIDCD plan to continue their work with groups concerned with environmental health issues, according to Dr. Ralph F. Naunton, director of NIDCD's Division of Communication Sciences and Disorders and a cochair of the conference. "This is not a singular effort," he said. "We anticipate ongoing

public information and educational programs to alert the public to the health risks they are facing related to pollution."

On May 8, NIDCD, in conjunction with FDA, will sponsor a live interactive satellite teleconference on pollution. The teleconference will link participants from the NIH campus to scientist group leaders at various locations around the country to inform the public about the health hazards of environmental pollution. Following the conference, a videotape will be made available to health science professionals, teachers and the public through the NIDCD clearinghouse. □

## NCHGR Awards Grants for 3-Year Study on Genetic Counseling

A group of seven research teams around the country is about to begin a 3-year study to define the best methods for educating and counseling individuals who want to be tested for the gene that causes cystic fibrosis (CF). These studies are aimed at supplying health professionals with much-needed information about how to maximize a person's understanding of genetic testing, protect the confidentiality of test results, and minimize test-related stigmatization and discrimination. The studies are supported by grants from the National Center for Human Genome Research, the National Center for Nursing Research, and NICHD.

Cystic fibrosis affects about 1 in 2,500 Americans of European ancestry, making it one of the most common inherited diseases in the United States. CF results when a child inherits two copies of the CF gene, one from each parent. About 1 in 25 Americans of

European ancestry carries one copy of the CF gene in his/her DNA. People who carry only one copy do not have CF, but, if their partner is also a carrier, they may have a child with CF. Until recently, most people with CF did not live beyond their thirties, but with new treatments, many can live longer, fuller lives.

Because CF is relatively common in the U.S., a growing number of people have begun to ask their doctors for the test. Couples in which both partners are carriers have a one-in-four chance of having a child with CF. As an increasing number of genes for other illnesses are discovered, more and more health care professionals will be asked to provide genetic testing services. But many do not have the experience to educate and counsel large numbers of patients adequately about genetic testing.

To help provide such guidance, researchers in the consortium will offer genetic testing to

adult volunteers to determine if they carry a copy of the CF gene in their DNA. The researchers will assess interest in CF testing among different populations, and identify the best methods for increasing a person's understanding of the implications of carrier status and discrimination based on their test results. □

## R&W Has Atlantic City Trip

All aboard the Amtrak train headed for Atlantic City on Saturday, Mar. 28. R&W has planned a group trip to the Sands Casino via Amtrak from Union Station. Train is scheduled to leave at 9:50 a.m. and return to Union Station at 10:30 p.m. Cost is \$38 per person and includes round-trip train fare, a transfer shuttle to the Sands Casino, and \$8 in coin. Sign up at any R&W before Feb. 27. For more information call 496-4600. □

## KING PROGRAM

(Continued from Page 1)

a pioneer of civil rights through nonviolence in the 1950's and 1960's who was assassinated Apr. 4, 1968, once said, "Love is the only force capable of transforming an enemy into a friend."

Lowery encouraged the audience to revise the common portrayal of King that emphasizes him as a dreamer. "Martin didn't just dream," said Lowery, who with King cofounded SCLC more than 30 years ago. "His dream was the vision that shaped and molded his activism. We cannot ennoble the man and ignore his mission."

NIH Office of Equal Opportunity Director Diane Armstrong, who presided at the OEO-sponsored program, used concurring words in her introductory remarks. "The intensity of his dream is very much alive in the hearts and minds of people all over the world today," she said. "Martin Luther King didn't just talk about brotherhood, he was a brother. He didn't just talk about friendship, he was a friend. He didn't just sit and wish for changes, he was a change agent who changed things."

One of only a handful of civil rights activists to actually walk, and march, closely with King, Lowery said today's King disciples must let love "move us from ceremony to sacrament and from sentiment to substance."

Ceremony, he said, is "putting a ring on her finger at the wedding," but sacrament is "ringing her life with love and joy everyday. Ceremonies end with a benediction, but sacraments begin with the benediction."

There is no love without justice, he continued. "Authentic love is tough love. It means loving so much that you cannot tolerate that which contradicts love."

NIH director Dr. Bernadine Healy, who marked her first NIH King celebration, introduced the speaker and quoted a description of Lowery as one who "disturbs the comfortable and comforts the disturbed." Lowery seemed eager to live up to the description.

"If you discriminate against me because I'm ignorant," he challenged, "that's my fault. I ought to know what's going down. If you discriminate against someone because he's dirty, that's his fault because even if he can't afford nylon or orlon, his 'no-lon' ought to be clean." If, however, skin color is the basis for discrimination, he continued, that's another matter. "You must be discriminating against God, because God made me Black and there's nothing I can or will do about it."

Addressing what he said is the public's increasing intolerance of differences among peoples, Lowery encouraged a reaffirmation and remembrance of "oneness of the human family" by forming and nurturing "a coalition of conscience and a community of faith."



*In the spirit of Martin Luther King's nonviolent activism, Lowery told the capacity crowd in Masur Auditorium that the "human family" needs to "restore love that transcends complexion and supercedes class."*

"We can be united without being uniform," he continued. "We're inextricably tied together. We must return to the oneness of our hope, aspiration, pain, suffering, denial, fate, destiny, happiness and disappointment."

Lowery mentioned that the changes in Europe—the newly united Germany and the newly divided Soviet Union, for examples—are good, but the United States must be careful not to exclude its brothers and sisters of color—in Africa and South America—from the benefits of these new freedoms.

As evidence that the U.S. may be neglecting some members of its human family, Lowery talked about some current government foreign refugee policies. "To the Irish and the Poles and the Italians, we say 'Welcome,'" he explained. "But to the Haitians, we say 'Get back.' In the spirit of Martin we must always see that we're sensitive to north-south relations as well as east-west relations."

On the troubled U.S. economy, Lowery emphasized that wealth seems to travel in the

wrong direction. There is a problem, he said, when fewer and fewer people are becoming richer and richer while "more and more are getting poorer and poorer." The inequity extends, he continued, in the criminal justice system. "Poor folks steal and they go to jail," he said. "But rich folks steal and they go to Bermuda."

Finally, Lowery discussed a topic uppermost on many minds, especially citizens of Washington and vicinity: drugs and their accompanying culture of violence.

"We must be spiritual harbingers and ethical compasses," he stressed, noting that the media have "conspired to paint drugs Black. But drugs aren't Black—they're green, the color of money. We must not let legitimate need degenerate into illegitimate greed."

Lowery said people must stop "carrying on an affair of the heart with materialism" and look deep inside to restore the love that "transcends complexion and supercedes class. We must find the spiritual toughness that enabled



*Prof. Thomas J. Flagg of Howard University performed two selections at the King program, including a sonata by African-American composer Florence Price.*

Photos: Bill Branson



*Featured speaker at NIH's 17th annual King commemoration, Dr. Joseph Lowery (c) was greeted at a reception by (from l) Elward Bynum, director of NIGMS's Minority Access to Research Careers Program; NIH director Dr. Bernadine Healy; Diane Armstrong, director of the NIH Office of Equal Opportunity, which sponsored the program; and Dr. James C. Moore, president of the NIH chapter of Blacks in Government.*

us to withstand temptation."

Lowery said the embodiment of King's spirit was to go against the grain.

"Martin Luther King dared to challenge the status quo and dared to fly into the headwinds of hate and hostility," Lowery concluded. "Let each of us be responsible for honoring the mission as well as the missionary."

In addition to the keynote address, the program included a tribute to King featuring excerpts from some of his speeches and music by Prof. Thomas J. Flagg, former dean of Howard University's College of Fine Arts and chair of its applied music division.

A classical pianist, Flagg played two selections, one a sonata in E minor by Florence Price, the first Black woman to have compositions played by major orchestras. □

## Four Members Join NIAMS Board

Four new members have been named to the National Advisory Board for Arthritis and Musculoskeletal and Skin Diseases—Dr. John Frymoyer, Dr. Deborah Kredich, Sharon Wanat, and Dr. Isaac Willis. The appointments last until September 1994.

A leading expert in back disorders, Frymoyer is currently interim dean, professor of orthopaedics and rehabilitation, and director of the McClure Musculoskeletal Research Center at the University of Vermont College of Medicine in Burlington.

Kredich is associate dean of the Duke University School of Medicine, associate professor of pediatrics at Duke and assistant clinical professor of pediatrics at North Carolina Memorial Hospital in Chapel Hill. Her expertise is pediatric rheumatology.

Wanat is a member of the board of trustees at DEBRA, the Dystrophic Epidermolysis Bullosa Research Association of America, and was president of the board from 1984 to 1988. She is also an active member of the National Organization for Rare Disorders.

Willis is director of dermatology research and a professor of dermatology at the Morehouse School of Medicine in Atlanta. He is a member of the health research effects review panel, Environmental Protection Agency, and a colonel in the 3297th U.S.A. Hospital in Atlanta. □

## Personnel Guides Available

R&W will be carrying the 1992 *Federal Personnel Guide* at a discounted price of \$7—\$1 off the retail price. The 1992 guide is full of useful information for government employees including pay tables, leave policies, retirement deductions, information on pay reform, changes in health plans, how to figure life insurance benefits, a guide to FERS and CSRS, how the RIF system works, and a new section on how to get a federal job. The guides will be available at all R&W stores. For more information call 496-4600. □

## Status of NIH's Women Scientists To Be Discussed Feb. 21

A caucus of NIH scientists on women's issues will be held in Lipsett Amphitheater from noon to 1 p.m. on Friday, Feb. 21. The meeting will be launched by NIH director Dr. Bernadine Healy and will present a debate of the question: "Are there gender barriers to tenure and promotion within the NIH?" Drs. Monique Dubois-Dalcq and Joan Schwartz will serve as moderators. All NIH scientists are invited to attend the debate and/or informal discussions that will follow.

This caucus was organized by the committee on the status of intramural women scientists, which was created and convened by Dr. Carl Kupfer, acting deputy director for intramural research. Chaired by Dr. Steven M. Paul, NIMH director of intramural research, the committee met for the first time in November 1991. Members of the committee include Drs. Monique Dubois-Dalcq (NINDS), Michael Fordis (OE), B. J. Fowlkes (NIAID), John Gallin (NIAID), Ruth Kirschstein (NIGMS), Markku Linnoila (NIAAA), Randi Leavitt (NIAID), Lois Salzman (NIDR), Joan Schwartz (NINDS), Susan Swedo (NIMH), and Martha Vaughn (NHLBI).

The committee discussed its role as two-fold: gather data regarding the status of women scientists at various levels, and develop solutions to problems that may be identified.

The first step is to gather information by querying scientific directors about the number and status of women at different career levels within their institutes and later, by conducting a more extensive survey of M.D. and Ph.D. scientists.

In addition, former scientists will be contacted about whether or not they experienced any gender bias while at NIH. A subcommittee has been formed to develop the surveys in conjunction with the NIH Division of Personnel Management.

The committee also decided that it would be appropriate to create a forum whereby the community of NIH women scientists could share and discuss problems they may have encountered and their perceptions of the research career opportunities available to women within NIH. A subcommittee has met to organize a series of meetings that will be aimed at all categories of doctoral-level women scientists at NIH including fellows, senior staff, tenured, nontenured and visiting scientists.

The caucus of NIH scientists will be followed by a series of forums during 1992 dealing with topics directly relevant to various groups of NIH female scientists.

### 1. *Scientific leadership and visibility*

This forum will focus on how women can achieve greater visibility and scientific recognition for their work; move up the promotion

scale; become more involved in committees that decide NIH policy or plan scientific meetings or NIH symposia; and attain leadership positions at NIH.

### 2. *Scientific independence and tenure*

This discussion will examine the steps required for tenure, and examine the need for assertiveness and effective dialogue with one's supervisor and/or laboratory chief in order for women scientists to achieve scientific independence, and qualify for tenure at NIH.

### 3. *The extramural program at NIH; how it compares and contrasts with the intramural program*

This session will focus on how and why women scientists make the move from bench to administration, and present the special problems and opportunities that the extramural program affords.

### 4. *Special problems of postdoctoral fellows*

Questions to be discussed include how to get appropriate training for a scientific career, how to balance such training with the development of original ideas and productivity, etc. At present, it is not clear whether there are specific women's issues associated with this topic and feedback from this group of scientists will be helpful.

### 5. *Life inside and outside the NIH—striking a balance*

This session explores the issue of maternity/parenthood and the professional life of women scientists and questions how having children influences career progression. In addition, the problems and benefits of being part of a dual-science career couple will be examined.

General suggestions or additional topics for the 1992 forums would be warmly welcomed. Send ideas to M. Dubois-Dalcq (Bldg. 36, Rm. 5D02; fax 496-0899), J. Schwartz (Bldg. 9, Rm. 1W115; fax 402-0117) or S. Swedo (Bldg. 10, Rm. 6N240; fax 402-0296). □

## Las Vegas Trip Planned

Live it up at Las Vegas' newest and most unique property, the Excalibur Hotel/Casino. Excalibur, the world's largest resort, offers complete dining and entertainment on four levels. The resort includes seven theme restaurants, two nightly dinner shows, a medieval village, two motion simulator theaters, two pools and 15 specialty shops.

The trip is scheduled for May 11-15. Cost is \$484 per person, double occupancy, and includes airfare, accommodations and breakfast. For a detailed flyer, call or stop by the R&W Activities Desk in Bldg. 31, 496-4600. □

## Three Associate Directors Named to NIAID's Division of AIDS

Three scientists have been selected as associate directors of key programs in NIAID's Division of AIDS (DAIDS).

They are: Dr. Lewellys F. Barker, associate director of the Clinical Research Program; Dr. William R. Duncan, associate director of the Treatment Research Operations Program; and Dr. Margaret I. Johnston, associate director for the Basic Research and Development Program.

"We have made a great deal of progress in the field of AIDS research, but much more needs to be done. These three highly qualified individuals will contribute significantly to helping us meet our research goals," says Dr. Anthony S. Fauci, NIAID director.


Adds Dr. Daniel F. Hoth, director of DAIDS, "Drs. Barker, Duncan, and Johnston bring enthusiasm, a broad scientific perspective and proven management expertise to our division. I am confident they will provide outstanding leadership to our research efforts."

Prior to his appointment to NIAID, Barker served as senior vice president and chief medical officer of the Blood Services and Health

Award in 1973. For 10 years, from 1962 to 1972, Barker was a scientist at NIH in what was then the Division of Biologics Standards.

His research interests include infectious diseases, epidemiology, diagnosis, and passive and active immunization against viral and rickettsial diseases, with particular emphasis on retroviruses, viral hepatitis, vaccinia, and epidemic typhus.

Barker received his bachelor's degree in history from Princeton in 1955, and both his medical degree in 1959, and his master of



*Dr. William R. Duncan*

public health degree in 1991 from Johns Hopkins University.

Duncan returns to NIAID after holding the position of director of research at the National Cancer Institute of Canada from 1990 to 1991. At NIAID, he served as deputy director of the Division of Allergy, Immunology, and Transplantation from 1989 to 1990; chief of the Genetics and Transplantation Biology Branch from 1988 to 1990; and special assistant to the director, program officer and health scientist administrator from 1987 to 1988 in what was then the Immunology, Allergy and Immunologic Diseases Program.

Born in Harlingen, Tex., Duncan received his bachelor's degree in microbiology from the University of Texas, Austin, in 1971 and his doctorate from the University of Texas Science Center, Dallas, in 1976. He was a faculty member in the department of cell biology at the University of Texas for 5 years before moving to Dalhousie University in Halifax, Nova Scotia, Canada, in 1983. At Dalhousie, he was associate professor in the department of surgery and director of the Laboratory of Transplantation Biology.

Duncan has served on several scientific committees and boards, including the united network for organ sharing subcommittee on organ donation and the NIH human genome coordinating committee.

Johnston was one of the first staff members recruited in 1987 for what was then the AIDS



*Dr. Margaret I. Johnston*

Program of NIAID. Since then, she has served as chief of the Developmental Therapeutics Branch, chief of the targeted drug discovery section and program officer within the division. In 1991, she received the NIH Merit Award for her contributions to NIAID's efforts in the area of AIDS developmental therapies. She serves on the NIAID AIDS clinical drug development committee and technology evaluation advisory committee and the National Cancer Institute AIDS decision network committee.


Prior to joining NIAID, Johnston was a faculty member in the biochemistry department of the Uniformed Services University of the Health Sciences, where she was active both in research and in teaching of medical and graduate students.

She completed a 4-year staff fellowship at NIH in the Laboratory of Chemistry in what was then the National Institute of Arthritis, Diabetes, and Digestive and Kidney Diseases. Johnston also did postdoctoral research for a year at the Rega Institute for Medical Research in Leuven, Belgium.

Johnston earned a bachelor's degree in chemistry from Carnegie-Mellon University in 1972 and her doctorate in biochemistry from Tufts University in 1977. □

## Couples Needed for Study

Uniformed Services University of the Health Sciences' department of medical psychology is seeking healthy married or cohabiting couples, 45 years or younger, to participate in a study of communication patterns. Participants will be paid. If interested, call 295-3263 and leave a message. □



*Dr. Lewellys F. Barker*

Services at the American Red Cross from 1978 to 1990. He was responsible for all aspects of blood and blood products manufacturing and licensing, research and development, and quality control programs. The Finnish Red Cross presented Barker with the Nevanlinna Medal in 1988 for his international leadership in blood transfusion safety.

From 1973 to 1978, Barker directed the Division of Blood and Blood Products in the Bureau of Biologics of the Food and Drug Administration. He was deputy director of the FDA's Division of Virology from 1972 to 1973. While at the FDA, Barker was responsible for the development of World Health Organization and FDA standards for vaccines, diagnostics, and blood and blood products. He received the Public Health Service Meritorious



## Gwadz Elicits Egypt-Israel Research Cooperation


After 10 years of shuttling back and forth between Bethesda, Cairo, and Jerusalem, Dr. Robert Gwadz, head of the medical entomology unit of NIAID's new Laboratory of Malaria Research, has succeeded in forging an unprecedented cooperative project between Israeli and Egyptian researchers. In recognition of his accomplishments, the research communities rewarded Gwadz with several honors, including naming him an honorary fellow of the Hebrew University of Jerusalem.

The project, titled "The Epidemiology and Control of Vector-Borne Diseases in the Middle East," focuses on studies of malaria, Rift Valley fever, leishmaniasis, rickettsial diseases, and filariasis. NIAID's Office of Tropical Medicine and International Research oversees the administration of the project, while the funding is provided by the U.S. Agency for International Development. With this multi-agency commitment to the effort, it is expected that the joint program will continue to at least 1998.

Working with scientists at both the Ain Shams University in Cairo and the Hebrew University in Jerusalem, Gwadz has nurtured this collaboration from its original conception and throughout its development. Not only have Egyptian and Israeli scientists productively worked together on a number of projects, they have also made numerous working visits to each other's laboratories and have published more than 30 joint-authored papers in international journals.

In presenting him with the fellowship, the Hebrew University's awards committee paid tribute to Gwadz's "intellect and his extraordinary support of Israel and the peace effort."

In one of the award ceremonies for Gwadz held in Egypt, the board of directors of the



Dr. Robert Gwadz

Ain Shams University Research and Training Center on Vectors of Diseases named Gwadz an honorary member of the board. Officiating at a second gathering in Gwadz's honor at the campus, the president of the university awarded Gwadz a plaque in recognition of his contributions to the university.

In yet another ceremony, the president of the Egyptian Society of Parasitologists made Gwadz an honorary fellow.

Gwadz, who received his B.S. and Ph.D. at the University of Notre Dame, joined NIAID in 1972, after spending 2 years studying tropical public health at Harvard School of Public Health. His current research involves studies on the genetics and susceptibility of anopheline mosquito vectors of human and simian malaria. He is also examining population dynamics and vectorial capacity of *Anopheles gambiae* in Mali. □

## NINDS Selects Five New Advisory Council Members

NINDS recently announced the appointment of five new members to its National Advisory Neurological Disorders and Stroke Council.

Appointed to 4-year terms are Sally Dunbar Atwater of Washington, D.C., widow of former republican national committee chairman Lee Atwater; Dr. James A. Ferrendelli, professor of neurology and pharmacology, Washington University School of Medicine, St. Louis; Dr. Audrey S. Penn, professor of neurology, Columbia University College of Physicians & Surgeons; Jacqueline Mayer Townsend of Meadow Lands, Pa., former Miss America and a stroke survivor; and Dr. Don H. Wood, professor of neurology, Howard University College of Medicine.

The council, an NINDS advisory group, meets three times each year to provide the

institute with advice on program needs and to review the applications of scientists seeking financial support for research and research training on disorders of the brain and nervous system. □

## Madrigal Singers Recruit

Having recently concluded a successful holiday performance season, the NIH Madrigal Singers are busy planning for 1992. Singers interested in Renaissance as well as modern *a cappella* music are invited to join in weekly rehearsals. Scores are provided by the R&W. Audition is not required, but sight reading experience is helpful. All parts are welcome and the position of director is currently open. For more information call Chuck Bacon, 496-4823. □


## NIDR's Loe Honored

Dr. Harald Loe, NIDR director, has recently received both an Award of Recognition from the National Foundation for Ectodermal Dysplasias and the 1991 Carl A. Schlack Award from the Association of Military Surgeons of the United States.

The Award of Recognition was presented to Loe in honor of his efforts to bring the needs and concerns of ED families to the attention of the public, Congress and professionals.

Loe received the Schlack Award, which includes a plaque, "for his long and distinguished career as a world-renowned periodontal disease researcher, scientific educator, and administrator."

Created to honor the memory of Capt. (Ret.) Carl A. Schlack, who established dental research as a full-time program in the Navy,



Dr. Harald Loe

the award is given annually by the Association of Military Surgeons of the U.S. to a dentist in one of the five federal services who has made outstanding contributions in either dental research or education.

Loe is known internationally for his contributions to periodontal research. He was the first to prove that bacteria in dental plaque cause gingivitis—the first stage of gum disease. He also developed some of the most widely used indices for measuring the progression of periodontal disease in clinical trials and in epidemiological research. □

## Discount Tickets Available

R&W has discount tickets for the Kennedy Center event, "Dance Theatre of Harlem," Sunday, Mar. 22, 1:30 p.m. R&W price is \$32.95 (regular price is \$35.50). For more information on this and other R&W happenings, call 496-4600. □

## NIDDK's Distinguished Scientist Gerald Aurbach Is Mourned

Dr. Gerald D. Aurbach, 64, longtime chief of NIDDK's Metabolic Diseases Branch, died of a head injury Nov. 4, 1991. The widely respected researcher gained international prominence 30 years ago when he became the first to isolate parathyroid hormone, one of the major regulators of blood calcium.

At the time of his death, Aurbach was in Charlottesville, Va., to attend his alma mater's football game with his wife, Hannah. Just after dropping her off at a restaurant and parking his car, he was struck by a rock thrown from a passing car. A 22-year-old Charlottesville man was arrested and charged with murder. The incident has been described as a random act of violence.

The irony of Aurbach's violent death, according to his colleagues, is that he was such a gentle, forgiving man. "Understanding why we should have lost so noble an individual under such tragic circumstances is impossible," said Dr. Allen Spiegel, NIDDK scientific director, who trained under Aurbach early in his career at NIH. "Perhaps rather than attempt to question this loss, we should instead focus on all that he gave us. He left a rich legacy—in the research he conducted, in the many investigators he trained and in the example he set," said Spiegel.

Aurbach's interest in research had been kindled early on, during a summer between semesters in Dr. Roy Hertz's laboratory at NIH. Aurbach received his bachelor's degree from the University of Virginia in 1950 and his medical degree in 1954. After completing an internship at the New England Medical Center Hospital in Boston and a year of residency in medicine at Boston City Hospital, Aurbach began his formal research training under Dr. Edwin B. Astwood's tutelage at Tufts Medical School.

Coming to NIH in 1959 as a research associate, Aurbach was named chief of the section on mineral metabolism in the Metabolic Diseases Branch in 1965 and 8 years later became chief of the branch.

His peers regard his contributions to endocrinology as monumental. While in Astwood's laboratory, Aurbach succeeded in isolating and purifying parathyroid hormone (PTH). Secreted by the parathyroid glands, PTH plays a vital role in vitamin D metabolism and bone health. This accomplishment made possible numerous related basic and clinical studies that followed.

While at NIH, in collaboration with Dr. John Potts, Jr. and others, Aurbach began



Dr. Gerald D. Aurbach

studying the chemistry and control of secretion of PTH and of the newly discovered calcium-regulating hormone, calcitonin, which controls blood calcium levels by inhibiting bone cells from releasing calcium into the blood. Aurbach and Potts eventually elucidated the complete amino acid sequences of both hormones. With Nobel laureate Dr. Rosalyn Yalow and Dr. Solomon Berson, Aurbach and Potts were able to develop a radioimmunoassay for PTH that allowed them to define the factors controlling PTH secretion. These studies showed that changes in blood calcium were the primary determinant of PTH secretion.

In his most noteworthy experiments, Aurbach and his associate Dr. Lewis Chase clarified the mechanism of action of parathyroid hormone. Aurbach developed a sensitive assay for cyclic AMP, which was very difficult to assay at that time, and this allowed him to show that cyclic AMP acts as the second messenger for many actions of PTH in kidney and bone. Chase and Aurbach also published a classic paper on the molecular defect in pseudohypoparathyroidism, a disease initially described by Fuller Albright as a hormone-resistance disorder. They showed that the defect was in the PTH receptor-adenylate cyclase complex.

Aurbach's accomplishments were well recognized not only among his peers, but also by the National Academy of Sciences, to which he was elected in 1986. He was also honored with the Gairdner Foundation International Award in 1983 and named Centennial Distinguished Alumnus by the University of Virginia in 1988.

Aurbach's intellectual acumen was matched only by his generosity. "He had a probing mind, a dry sense of humor and a door that was always open to everyone," said Dr. Stephen Marx, a longtime colleague in Aurbach's branch.

Dr. Phillip Gorden, NIDDK director, whose friendship with Aurbach spanned decades, pointed out the scope of Aurbach's influence in most human terms at a memorial service held in November. He said, "Patients who might otherwise be in pain with bones weakened because of abnormalities of hormones that regulate bone formation have been touched by Jerry because he carried out much of the original research that has provided cures for such diseases as hyperparathyroidism and related conditions. These patients can now live pain-free, productive lives."

Aurbach is survived by his wife, and daughters Elissa Aurbach of Arlington and Pamela Aurbach of Denver.—Kathy Kranzfelder □

## Theatre Group To Hold Auditions

R&W's Theatre Group will hold auditions for *The Imaginary Invalid*, Moliere's rollicking comedy about an elderly man who imagines he is seriously ill, on Mar. 1 and 2 at 7:30 p.m. in Masur Auditorium, Clinical Center, Bldg. 10.

Revolving around the antics of the classical hypochondriac and his relationships with his doctors and family, the play becomes a satirical treatment of patient and doctors alike.

Director Jim Robertson needs six male actors, ages 20-65, and three female actresses, ages 20-50, for this comedic farce. The performers will have great opportunities to develop some very interesting characters for this fun-packed show.

The NIH R&W Theatre Group is an ensemble of NIH employees and other community members who each year present a musical revue and a dramatic production for the benefit of the NIH Patient Emergency Fund. The group also presents on-the-road productions of its shows.

For further information call Robertson, (301) 589-8762. □

## Hypertensives Needed

The NINDS needs hypertensives ages 18-55 for a study about the relationship between dietary salt intake and high blood pressure. For information call Ms. Folio, 496-3244, or Dr. Wolfowitz, 496-2103. □

## TRAINING TIPS

The NIH Training Center, Division of Personnel Management, offers the following hands-on IBM and Macintosh computer training courses:

Course Titles	Starting Dates
<b>Personal Computing Training 496-6211</b>	
Welcome to Macintosh	2/26, 3/5, 3/23
Advanced Macintosh Techniques	3/19
Intro to WordPerfect 2.0 (Mac)	3/24
Transition to WordPerfect 2.0	(upon request)
Intro to Microsoft Word (Mac)	2/11
Excel Level 1	2/12, 3/9
Excel Level 2	3/25
FoxBASE-Level 1 (Mac)	(upon request)
FoxBASE-Level 2 (Mac)	(upon request)
MacDraw PRO	3/3
DeltaGraph	3/4
Aldus Pagemaker	2/27
MORE	3/6
3Com PC Network-Level 1	2/10, 3/20
3Com PC Network-Level 2	2/24
3Com PC Network Management-Level 1	3/30
Intro to Personal Computing for New Users	2/19, 3/18
Introduction to DOS	2/25, 3/13
Introduction to Windows 3.0	2/27, 3/27
Introduction to WordPerfect 5.1	2/18, 3/4
WordPerfect 5.1 — Advanced Topics	3/24
Introduction to Paradox	3/9
Intermediate Paradox	3/10
Introduction to dBASE III+	3/3
dBASE III+ — Advanced Topics	2/24
dBASE III+ — Programming	3/23
Intro to Lotus 1-2-3, Rel. 2.2	3/16
Lotus 1-2-3, Rel. 2.2 — Adv. Tops.	2/19
Intermediate Symphony	3/12
IMPACT System for Personnel Staff	2/13, 3/10
IMPACT System for MSCs	2/27
IMPACT System for Administrative Staff	3/19
IMPACT System for Professional Staff	(upon request)
Introduction to CRISP	2/25, 3/20
Advanced CRISP	3/20

## Vydelingum Joins DRG as SRA


Dr. Nadarajan A. Vydelingum, from the Memorial Sloan-Kettering Cancer Center and the Memorial Hospital for Cancer and Allied Diseases in New York City, is the new scientific review administrator of special study section 8 in DRG's Referral and Review Branch.

Before coming to NIH, Vydelingum was director of research and administrator in the laboratory for surgical and metabolic research, department of surgery, Sloan-Kettering Cancer Center, since 1986.

A native of Mauritius, he attended the University of London, receiving his B.Sc. with honors in 1972 from Birkbeck College, his M.Sc. in 1974, from Chelsea College, and his Ph.D. in 1979, from St. Mary's Medical School. In 1977, he came to the United States, where he did postdoctoral work in endocrinology in the department of medicine at the Medical College of Wisconsin, Milwaukee.

During the completion of his postdoctoral work, he joined the department of medicine and pharmacology as instructor, progressing to assistant professor. In Milwaukee, he also held hospital appointments at the Milwaukee County Medical Complex and the Froedtert Memorial Lutheran Hospital. In 1986, he changed his line of research from diabetes to cancer, joining attending staff of Sloan-Kettering Cancer Center.

Vydelingum has received research grant support from NIDDK and NCRR, the American Diabetes Association, the American Heart



Dr. Nadarajan A. Vydelingum

Association, and Sloan-Kettering Cancer Center. He has served as a peer reviewer for several scientific review committees, and ad hoc reviewer for such publications as *Journal of Biological Chemistry*, *American Journal of Physiology* and *Proceedings of the National Academy of Sciences*.

He has written and published more than 60 reports as full papers in peer-reviewed journals and as abstracts that include research findings in the areas of cancer, diabetes, aging, metabolism, molecular biology, and endocrinology. He is a member of several national and international scientific and medical societies. He has been cited in *Who's Who in the Midwest*, and *Who's Who in Science and Engineering*.

Vydelingum has lived and worked on three continents. He is an active member of the Unitarian Universalist Association. Other non-academic activities include presidency of the India Music Society of Milwaukee, and the collection and playing of exotic drums from around the world. □



In a ceremony organized by NIAID, Dr. Franklin Neva (seated, r) of the institute's Laboratory of Parasitic Diseases (LPD) and Dr. Bouabacar Cisse (seated, l), vice rector of the National School of Medicine of Mali, formalize an ongoing relationship between their institutions. The Malaria Research and Training Center, which is administered by the school of medicine, symbolizes the cooperation between NIAID and the West African republic's medical community. LPD's Dr. Robert Gwadz (standing, r) is coordinator of the project. Dr. Yeya Tourey (c), professor of parasitology, heads the malaria center. Also present is Dr. Louis Miller (l), chief of NIAID's newly established Laboratory of Malaria Research.

## DCRT Computer Training Classes

Classes	Dates
Intermediate PC-DOS	2/5, 2/7
Editing with Emacs	2/5
Introduction to PC Mainframe	
Communication with Kermit	2/6
Analyze Workshop	2/10, 2/11, 2/12, 2/14
Getting Started with DB2	2/12-14
SPSS Tables	2/13-14
Introduction to ISPF/PDF	2/18
Concepts in Object-Oriented Programming	2/18
Mainframe Services at NIH	2/19
DB2: SQL and QMF Selected Topics	2/19-21
Orientation to Running SAS on the Mainframe	2/24
SAS Fundamentals I for Non-Programmers	2/25-26
MATLAB	2/25
Object-Oriented Programming with C++	2/25
ENTER BBS	2/26
Analysis of Ligand Binding Data Using the LIGAND Program	2/26
Convex Questions and Answers	2/27

Classes are offered by DCRT's Computer Center Training Unit, without charge. Call 496-2339 for more information. □

## NIH, ADAMHA To Assist Disabled Scientists, Students

Two Public Health Service agencies are beginning a funding program that should substantially increase the opportunities for individuals with disabilities to help conduct biomedical research.

NIH and the Alcohol, Drug Abuse, and Mental Health Administration will consider requests from existing grantee scientists for supplemental money. These funds would support selected high school students, college students, graduate students, postdoctoral trainees, and certain faculty members—all of whom have disabilities, but are otherwise qualified to assist in the ongoing research.

The individuals chosen need to demonstrate an interest in and the capability (with reasonable accommodation for their disability) of entering a biomedical research career after receiving appropriate experience and training.

Under this new program, current NIH and ADAMHA grantee scientists who themselves become disabled may apply for supplemental funds to permit their own accommodation to the research environment.

The program, "Research Supplements to Promote the Recruitment of Individuals with Disabilities into Biomedical Research Careers," uses the definition of disability derived from the Americans with Disabilities Act. This includes anyone who has a physical or mental impairment that substantially limits one or more major life activities. In addition, candidates must be U.S. citizens, noncitizen nationals, or people who have been admitted to the U.S. as permanent residents. □

## More Purses, Wallets Stolen

There has been a large increase in purses and wallets reported stolen from NIH staff. During the 6-month period, June through November 1991, there were 83 reported personal property thefts, according to Jim Sweat, director, Division of Security Operations.

"While the majority of these, 43, happened in the Clinical Center, the remaining were spread throughout the reservation. All thefts accounted for a loss total of \$8,164," Sweat stated. "The sad thing," he says, "is that 93 percent of these thefts could have been prevented by the individual taking simple precautions such as properly placing their cash or wallet in a locked area."

To obtain keys for desk drawers or cabinets, submit a Key/Lock Work Request (NIH 2138) through your administrative office. If desks or cabinets are not equipped with locks, contact the Crime Prevention Branch, 496-9818, for additional information on securing your belongings. □



The extramural associates board recently held its first meeting under the leadership of its new chair, Dr. William Branche (second from r), a DRG scientific review administrator. On hand were (from l) Dr. Percy Thomas, director, Extramural Associates Program; Dr. Milton Hernandez, vice chair; Dr. John Diggs, NIH deputy director for extramural research; and Dr. George Galasso, NIH associate director for extramural affairs.

## Sickle Cell Volunteers Sought

NIDDK seeks individuals 18 years and older with sickle cell disease for neuropsychological assessment (CAT, PET, motor skills tests, etc.). Individuals must have no prior history of strokes, seizures, or head trauma and must be able to withstand a medication-free period. Volunteers must currently be under the care of a physician. Transportation costs will be provided. For more information, call Cindy, 402-3087. □

## Immunomicroscopy Conference Set

A symposium entitled "International Conference on Current Trends in Immunomicroscopy," will be held May 28-31 at George Washington University. It is designed for clinicians, pathologists and research scientists who require extensive training or review in immunohistochemistry, immunocytochemistry and in situ hybridization. For more information, contact Dr. Fred Lightfoot, (202) 994-2881. □



Long before the Washington Redskins made it official with their 37-24 defeat of the Buffalo Bills in Super Bowl XXVI, three branches of NIH's Division of Personnel Management—Systems and Actions, Recruitment and Employee Benefits, and Commissioned Corps—hosted a super Super Bowl party during their lunch hour Thursday, Jan. 23, and predicted the outcome: a solid trouncing by the 'Skins. Local TV station WRC Channel 4 covered the hoopla.