

nih record



ABOVE • The race is on—to support the CFC, that is. See coverage on p. 16

features

1
Research Festival Draws Crowds to Masur, Natcher

3
Grantees Win Nobel Prizes

5
President Confers Medal on Collins

16
CFC 'Derby' Comes to Rockledge

departments

Briefs 2
Milestones 10
Digest 14
Volunteers 15
Seen 16

'Week of Excitement'

NIH Research Festival Turns 22

By Belle Waring

Like a vast cousinage from the tribe of research scientists, hundreds of NIH's principal investigators, postdocs, fellows, students and colleagues from sister agencies gathered in Masur Auditorium for the Oct. 6 kickoff of the 22nd annual NIH Research Festival.

"Welcome to a week of excitement," said NIH director Dr. Francis Collins in remarks opening the 4-day event.

Thousands of scientists and staff attended this year's festival in 19 symposia, 427 posters, 18 special exhibits on resources for intramural research, a presentation of research awards, food, music fairs and more.

The festival is an annual opportunity to showcase the Intramural Research Program's expertise, talent and verve. The Re-



NIH director Dr. Francis Collins opens the 22nd Research Festival, the Intramural Research Program's annual showcase of its science.

SEE FESTIVAL, PAGE 8



A Trailblazer, a Balm Angelou Speaks On Courage, Love, Protest

By Belle Waring

There was a time, in 1930s Arkansas, when the school-age Maya Angelou hid her uncle from the night riders.

Men on horseback. The Ku Klux Klan.

"They weren't wearing sheets," she told a packed house in Masur Auditorium. "They didn't need them."

And now that life—being scorned, oppressed—is, for that little girl, a long time gone. She survived with courage to spare—and to share.

Masur Auditorium overflowed into Lipsett Amphitheater and every seat filled as Dr. Maya Angelou—trailblazing activist, singer, dancer, actress, producer, polyglot, educator and one

SEE ANGELOU, PAGE 6

Kirschstein, Campus Icon, Mourned

Dr. Ruth L. Kirschstein, 82, a campus icon for more than half a century who was most recently a senior adviser to the NIH director, died Oct. 6 at the Clinical Center, where she had been treated for multiple myeloma. The first woman to direct a NIH institute, she was also a formidable administrator who served terms as both NIH deputy director and acting director.

"Ruth embodied the spirit of the NIH," said NIH director Dr. Francis Collins. "She was loved and admired by so many at the NIH, across the medical research community, among hundreds of members of Congress and around the world...There are few at the NIH who have not been touched by her warmth, wisdom, interest and mentorship."

A Brooklyn native, Kirschstein "wanted to be a doctor from a very young age—even before I went to high school," she explained to oral historians at NLM some years ago. "I'm not sure exactly what motivated me. I had a father who was a chemist. I had a mother who was extremely ill through most of my childhood,

SEE KIRSCHSTEIN, PAGE 4





briefs

Symposium Marks Historic Chemical Landmark

A symposium “Genes to Proteins: Decoding Genetic Information,” will be held on Thursday, Nov. 12 to mark the designation of the deciphering of the genetic code in the 1960s as a National Historic Chemical Landmark. This work by Dr. Marshall Nirenberg and his colleagues in NIDDK and NHLBI earned Nirenberg many honors, including the Nobel Prize in physiology or medicine in 1968.

The all-day symposium in Masur Auditorium, Bldg. 10 features summaries of the classical work together with talks on cutting-edge research. Speakers include Drs. Philip Leder, Philip Sharp, Keji Zhao, Sidney Pestka, Dolph Hatfield, Raymond Gesteland, John Atkins, C. Thomas Caskey, Nirenberg and J. Craig Venter.

A bronze plaque commemorating the historic landmark will be presented to NIH by Dr. Thomas Lane, president of the American Chemical Society.

The symposium and presentation ceremony are open to NIH. No registration is required. A reception following the program is planned to permit attendees to meet the speakers. Further details are available at <http://dir-intranet.nhlbi.nih.gov/news-events/>.

Area Supermarkets Benefit NIH School

The NIH Children’s School Program, which teaches pediatric patients at the Clinical Center, has had a long association with the Giant and Safeway school drives. Throughout the years, the NIH school has been able to purchase equipment and materials as a result of having shoppers select the school at these stores.

Giant shoppers can choose the NIH school and earn Bonus Bucks with each purchase they make. Registering can be done at www.giantfood.com/aplus using the NIH school’s ID (02983) or at the stores. Those interested can also call the school at (301) 496-2077 for registration and more information. All that is needed is a Giant card, free of charge, from any Giant store. Registrants can choose more than one school.

Safeway’s system requires enrolling with the eScrip program, www.escrip.com. The NIH school’s Group ID number is 149030534. By registering with eScrip, purchases made at some other establishments will earn points for the school.

The drive ends in March, which gives NIH’ers plenty of time to earn “bucks” for the school.

FAES Holds Insurance Open Season

The FAES Health Insurance Program is holding an open enrollment from Nov. 2-30. The program is open to those who work for or at NIH in full-time positions but are not eligible for government plans. This includes NIH fellows, exchange scientists, special volunteers and guest researchers. The minimum enrollment period is 3 months. Benefits take effect Jan. 1, 2010.

Open enrollment is for those who did not enroll when first eligible for benefits coverage, current subscribers who want to make changes to their coverage and to renew dental coverage for 2010. FAES offers CareFirst BC/BS Blue Preferred PPO for medical coverage and Cigna HMO and PPO for voluntary dental coverage. For more information visit www.faes.org, email faesinsurance@mail.nih.gov, and/or call (301) 496-8063. FAES is open Monday through Friday from 8:30 a.m. to 4 p.m.

NEI 40th Anniversary Neuroscience, Vision Symposium

Several symposia are being organized to commemorate NEI’s 40th anniversary and to showcase the interface between vision and diverse aspects of biology and medicine. The goal is to foster collaborative interactions with colleagues within and outside the NIH research community and to promote new initiatives for understanding the biology of vision and blindness.

The “Neuroscience and Vision” symposium will focus on the development of neural circuits, neuronal cell imaging and physiology, detection of sensory stimuli, neural mechanisms underlying visual perception and neurological disorders. Speakers will discuss recent accomplishments and challenges in the field of neuroscience, with a focus on the visual system.

It will be held on Thursday, Nov. 19, 4 to 5:30 p.m. in Natcher Bldg., balconies A-B and on Friday, Nov. 20, 8:30 a.m. to 4:30 p.m. in Lipsett Amphitheater, Bldg. 10.

Upcoming symposia include “Focus on Glaucoma,” Feb. 19, 2010, and “Translational Research and Vision,” June 24-25, 2010. For a complete program listing, visit www.nei.nih.gov/anniversary/symposia/.

Use or Lose Reminder

Don’t forget to officially schedule your “use or lose” annual leave no later than Saturday, Nov. 21. Questions about “use or lose” leave should be directed to your administrative officer.

The NIH Record is published biweekly at Bethesda, MD by the Editorial Operations Branch, Office of Communications and Public Liaison, for the information of employees of the National Institutes of Health, Department of Health and Human Services. The content is reprintable without permission. Pictures may be available upon request. Use of funds for printing this periodical has been approved by the director of the Office of Management and Budget through September 30, 2010.

To receive alerts to our latest issue, send an email to listserv@list.nih.gov with the words “Subscribe NIHRECORD” in the message body.

NIH Record Office Bldg. 31, Rm. 5B41
Phone (301) 496-2125 Fax (301) 402-1485

Web address <http://nihrecord.od.nih.gov>

Editor

Richard McManus
Rich.McManus@nih.gov

Assistant Editor

Carla Garnett
Carla.Garnett@nih.gov

Staff Writers

Jan Ehrman
Jan.Ehrman@nih.gov

Valerie Lambros
Valerie.Lambros@nih.gov

Belle Waring
Belle.Waring@nih.gov

The NIH Record reserves the right to make corrections, changes or deletions in submitted copy in conformity with the policies of the paper and HHS.

nih record

Grantees Win 2009 Nobel Prizes in Medicine, Chemistry

Five NIH grantees and one former grantee won 2009 Nobel prizes in medicine/physiology and chemistry.

The 2009 Nobel Prize in physiology or medicine went to three NIH grantees—Dr. Elizabeth Blackburn of the University of California, San Francisco, Dr. Carol Greider of Johns Hopkins University School of Medicine and Dr. Jack Szostak of Massachusetts General Hospital, Harvard Medical School and Howard Hughes Medical Institute. Supported by NIH for decades, the three are honored for discovering how chromosomes are protected against degradation by telomeres through the enzyme telomerase.

Cancer and aging research merge in the study of telomeres, the tails at the ends of chromosomes that become shorter as a cell divides. All telomeres have the same short sequence of DNA bases repeated thousands of times. Rather than containing any genetic information, these repetitive snippets help keep chromosomes intact. The enzyme telomerase, which builds telomeres, enables the entire length of the chromosome to be copied without missing the end portion.

“The question of how cellular aging relates to abnormal cell division, such as cancer, and the aging of organisms continues to be the focus of rigorous study, thanks to the insights of Drs. Greider, Blackburn and Szostak,” said NIH director Dr. Francis Collins. “These NIH grantees’ discoveries offer a classic example of how basic science research driven by investigators’ curiosity can illuminate our understanding of health and disease.”

NIH has granted a total of more than \$32 million to the three.

NIGMS has provided more than \$13 million to fund Blackburn’s work since 1978, more than \$6 million to support Greider’s work (since 1990) and more than \$3 million to assist Szostak (since 1980).

“Driven by their curiosity, these researchers answered fundamental questions about a basic biological process now known to be involved in cancer and cellular aging,” said NIGMS director Dr. Jeremy Berg. “Their work has been an important breakthrough for many fields.”

In addition, the National Cancer Institute and National Institute of Dental and Craniofacial Research provided more than \$2 million and \$400,000, respectively, to support Blackburn.



Dr. Elizabeth Blackburn

PHOTO: ELIZABETH FALL



Dr. Carol Greider



Dr. Jack Szostak



Dr. Thomas Steitz

PHOTO: HAROLD SHAPIRO



Dr. Ada Yonath



Dr. V. Ramakrishnan

Greider has also received more than \$7 million from the National Institute on Aging. She is also the recipient of a Method to Extend Research in Time (MERIT) Award, a grant mechanism initiated by NIA.

The 2009 Nobel Prize in chemistry went to grantees Dr. Thomas Steitz of Yale University and Dr. Ada Yonath of the Weizmann Institute of Science, Rehovot, Israel. They shared the award with a former NIH grantee, Dr. Venkatraman Ramakrishnan of the MRC Laboratory of Molecular Biology, Cambridge, U.K. The three researchers are honored for studies of the structure and function of the ribosome. Ribosomes produce proteins, which in turn control the chemistry in all living organisms.

“Understanding the ribosome’s inner workings is important for a scientific understanding of life,” said Collins. “Thanks to the 3-D models created by these three researchers showing how various antibodies bind to the ribosome, scientists can now develop new antibiotics that will ultimately save lives and decrease suffering.”

NIH has granted more than \$17 million to the three.

NIGMS has provided more than \$8 million to support the work of Steitz since 1971, nearly \$4 million to support Yonath (since 1985) and more than \$2 million to support Ramakrishnan (beginning in 1979).

In addition, the National Institute of Allergy and Infectious Diseases and the National Center for Research Resources provided more than \$1 million and more than \$800,000, respectively, to support Steitz. NCRR also granted more than \$800,000 to Yonath. ❶

KIRSCHSTEIN

CONTINUED FROM PAGE 1

and spent a long time in the hospital. That [may have] motivated me partly as well.”

She received a B.A. degree *magna cum laude* in 1947 from Long Island University and went on to earn her M.D. in 1951 from Tulane University School of Medicine. She interned in medicine and surgery at Kings County Hospital, Brooklyn, and did residencies in pathology at Providence Hospital, Detroit; Tulane; and the Clinical Center.

From 1957 to 1972, Kirschstein worked in experimental pathology at the Division of Biologics Standards (now the Center for Biologics Evaluation and Research, FDA). During that time, she helped develop and refine tests to assure the safety of viral vaccines for such diseases as polio, measles and rubella. Her work on polio led to selection of the Sabin vaccine for public use.

In 1972, Kirschstein became assistant director of the Division of Biologics Standards. That same year, when the division was transferred to FDA as a bureau, she was appointed deputy director. She subsequently served as FDA's deputy associate commissioner for science.

In 1974, she became director of the National Institute of General Medical Sciences, a post she held for nearly 20 years. From September 1990 to September 1991, she also served as NIH acting associate director for research on women's health.

Kirschstein served two stints as acting NIH director: from July to November 1993 and from January until May 2002. She also was twice NIH deputy director: from November 1993 to December 1999 and from June 2002 until Feb. 8, 2003.

“Dr. Kirschstein was a great friend, mentor and role model for me and many others on the NIH campus and throughout the government,” said NIAMS director Dr. Stephen Katz. “As opposed to some whose positions bring them distinction, she brought distinction to the many positions that she held at the FDA and at the NIH. Her leadership in initiating critical training programs, as well as the extramural loan repayment programs, will continue to have a major impact on the future of biomedical research

for years to come. Her pioneering commitment to the advancement of women and minorities in science was unwavering and is the basis of many of our current initiatives. Dr. Kirschstein leaves an immense legacy at the NIH and throughout the health research community, and I will miss her tremendously.”

NICHD deputy director Dr. Yvonne Maddox noted, “It is difficult for me to imagine an NIH without Dr. Kirschstein. Over more than a half century, first at the FDA and then on the NIH campus, she guided many people, touched many more and made several important scientific contributions. Through the lives she touched, her presence here will be felt for generations.”

She continued, “Dr. Kirschstein was my mentor, my adviser and most of all, my friend. She was a transformational figure within the medical research community: a remarkably effective scientist, a top-notch administrator admired by advocates and Congress alike. For many of us, Dr. K, as she was fondly called, was bigger than life. Her passion for NIH and its many employees was always evident, from those she tutored to become leaders to those she encouraged by her recognition of them in the halls or on the grounds. She served as a wise counselor for so many people who knew her, and even some who didn't know her. She had a tremendous intellect, enormous courage and she devoted her talents to conducting medical research and mentoring legions of scientists who now follow in her footsteps. Dr. Ruth Lillian Kirschstein will be remembered as NIH's greatest champion, and my great friend.”

Kirschstein received many honors and awards, including election to the Institute of Medicine and to the American Academy of Arts and Sciences, and honorary degrees from six institutions. In 2002, the National Research Service Award Program was renamed in her honor as a tribute to her years of exceptional service to the nation.

She is survived by her husband, Dr. Alan Rabson, a deputy director at NCI, and a son, Dr. Arnold Rabson, a molecular geneticist at the University of Medicine and Dentistry of New Jersey-Robert Wood Johnson Medical School.

Collins said there will be an “opportunity for the NIH family to pay tribute, reflecting upon the life and lessons of one of our greatest leaders, according to her and her family's wishes, at a future date.” ●



Dr. Ruth Kirschstein, shown here at the June 2002 meeting of the advisory committee to the NIH director, had many roles in more than 50 years at NIH.



NIH director Dr. Francis Collins (l) accepts medal from President Barack Obama at the White House.

PHOTO: CHRIS SMITH, HHS

Collins Wins National Medal of Science

President Barack Obama on Sept. 17 named nine eminent researchers, including NIH director Dr. Francis Collins, as recipients of the National Medal of Science, the highest honor bestowed by the United States government on scientists. The honorees received their awards Oct. 7 at a White House ceremony.

“These scientists, engineers and inventors are national icons, embodying the very best of American ingenuity and inspiring a new generation of thinkers and innovators,” Obama said. “Their extraordinary achievements strengthen our nation every day—not just intellectually and technologically but also economically, by helping create new industries and opportunities that others before them could never have imagined.”

HHS Secretary Kathleen Sebelius said, “I applaud President Obama’s selection of our National Institutes of Health director Dr. Francis Collins as one of this year’s recipients of the National Medal of Science. As director of the NIH, Dr. Collins is continuing the work that has defined his career: pushing the boundaries of science and finding new ways to translate these discoveries into real improvements in people’s lives.”

She continued, “Dr. Collins epitomizes this administration’s commitment to science. The National Medal of Science is the nation’s highest honor of its kind. I congratulate Dr. Collins for this well-deserved honor and am grateful for his service at the NIH where he is overseeing our efforts to make new strides in biomedical research and apply this research to help all Americans live longer, healthier, richer lives.”

The National Medal of Science was created by statute in 1959 and is administered for the White House by the National Science Foundation. Awarded annually, the medal recognizes individuals who have made outstanding contributions to science and engineering.



Oxman To Give NIAID Straus Memorial Lecture, Nov. 10 in Wilson Hall

Dr. Michael N. Oxman will deliver the second annual NIAID Stephen E. Straus Memorial Lecture on Infectious Diseases. Oxman’s talk, “Zoster Vaccine: Development, Current Status and Future Prospects,” will be held on Tuesday, Nov. 10, at 2 p.m., in Wilson Hall, Bldg. 1.

Oxman, a close friend and former colleague of Straus, is a professor of medicine and pathology at the University of California, San Diego, and a staff

physician in the infectious diseases section at the Veterans Administration Medical Center in San Diego. He chaired the Shingles Prevention Study, a nationwide clinical trial of the shingles vaccine that ran from 1998 to 2004, enrolling 38,546 volunteers ages 60 years and older at 22 sites in the United States. More than 1,500 of these volunteers were vaccinated at the Clinical Center. The study provided the necessary data to support licensure of the vaccine, which is recommended for adults ages 60 and older.

Oxman’s lecture will review the theoretical basis for the shingles vaccine, discuss the study’s results and their public health relevance and outline future prospects for expanded use of the vaccine and for the development of better vaccines against varicella-zoster virus. He will also discuss his collaboration with Straus, who played a major role in the design and execution of the study as a key member of the planning and executive committees and as the original principal investigator at the NIAID study site.

Straus served NIAID for 30 years as a lab chief and senior investigator, continuing in this latter role even after his appointment as the first director of NCCAM. His scientific accomplishments defined him as an international leader on the pathogenesis, treatment and prevention of human herpesvirus diseases.

A native of New York City, Oxman received his bachelor’s degree from Harvard University in 1958 and his medical degree from Harvard Medical School in 1963.

NCMHD’s Ruffin Receives NHCOA Honor

Dr. John Ruffin, director of the National Center on Minority Health and Health Disparities, received the Health and Wellness Award on Oct. 6 from the National Hispanic Council on Aging

(NHCOA) at its annual conference in Washington, D.C. The award recognized Ruffin for his commitment to advancing the well-being and quality of life for Hispanic older adults, their families and their communities. Shown above are (from l) Virginia Smith, senior manager, Wal-Mart corporate affairs-constituent relations; Angel Luis Irene, executive director, Vida Senior Centers; Barbara Dieker, director of elder rights, Administration on Aging; Dr. Yanira Cruz, NHCOA president and CEO; Congresswoman Lucille Roybal-Allard (D-CA); Ruffin; Suleika Cabrera, president and CEO, Institute for the Puerto Rican/Hispanic Elderly, Inc. In presenting the award, NHCOA described Ruffin as a well-respected leader and visionary in the field of health disparities who has devoted his career to improving the health status of underserved people. Ruffin has been involved in building a national biomedical research program for minority health and health disparities research at NIH for almost 20 years. NHCOA is dedicated to understanding the needs and securing the well-being of Hispanic older adults and their caregivers.





brother, after their parents divorced “and did the nation a favor,” she quipped.

It was her Uncle Willie, physically disabled yet intellectually keen, who drilled Angelou on her times tables and also mentored local children, including one who went on to become Little Rock’s first black mayor.

“You have to see: Who is your balm?” said Angelou, “as you yourself are a balm to others.”

Angelou is Reynolds professor of American studies at Wake Forest University, where the Center for Health Equity bears her name. She called herself “grateful for NIH” and its work to improve the health of all Americans.

“We call God by different names,” she said, “but I don’t have to wonder if I am my brother’s keeper.”

She then named courage “the most important virtue...because all other virtues spring from it.”

There is courage in remembering. As a young, single mother, Angelou struggled to support her son; she eventually toured Europe with a production of *Porgy and Bess* and joined Alvin Ailey’s American Dance Theater in New York.

In the 1960s, Angelou worked as an editor in Egypt and a teacher in Ghana, where she met Malcolm X and returned stateside to help him launch the Organization of African American Unity. That project broke up in 1965 when Malcolm X was assassinated. Dr. Martin Luther King, Jr., then invited Angelou to serve in the Southern Christian Leadership Conference. In 1968, King, too, was assassinated.

Angelou had already written several plays, and now she took refuge in her writing. She was great friends with the late James Baldwin, who encouraged her, and in 1969 she published the

ANGELOU

CONTINUED FROM PAGE 1

NCMHD director Dr. John Ruffin presents Angelou with several gifts following her talk to a packed Masur Auditorium.

PHOTOS: BILL BRANSON

of the most celebrated writers in America—opened the NIH Director’s J. Edward Rall Cultural Lecture with a traditional African-American spiritual.

“There is a balm in Gilead,” she sang, in a rich contralto, “to make the wounded whole.”

And then she paused. The word, she said, was “balm.” Not “bomb.”

The audience was with her on that.

With balm as a refrain, interlaced with her poetry, stories and mother wit—common sense, uncommon wisdom—Angelou called for “creating an ambiance where people can be healthy.

“We need to talk about our balms,” she said.

She praised her extended family, her Arkansan grandmother who took her in, along with her

Backstory on ‘The Balm’

Gilead, a mountainous region recounted in the Old Testament, is in present-day Jordan. In ancient times, Gilead was prized for its balsam (or balm), a gummy substance harvested from trees and shrubs to make medicine, incense and perfume. Today, products containing balsam are still in use: for example, balsamic vinegar (for salad) and tincture of benzoin (for application to the skin).

There Is a Balm in Gilead, a traditional African-American spiritual, draws its central image from the Biblical book of Jeremiah (8:21-22): “Since my people are crushed, I am crushed; I mourn, and horror grips me. Is there no balm in Gilead? Is there no physician there? Why then is there no healing for the wound of my people?”

The idea is that, even in the abundance of physical medicine, spiritual healing, both as an individual and as a people, requires something different.

The African-American spirituals were folk hymns created by enslaved African people in America. *There Is a Balm in Gilead* has survived as a song of healing and hope.

first volume of her autobiography. The highly acclaimed *I Know Why the Caged Bird Sings*, about coming of age in the South, set a precedent. The black female voice was not shoved to the margins; it was central. Angelou has since received many honors and published many volumes of poetry, autobiography and plays; she recited her poem, "On the Pulse of Morning," at President Bill Clinton's 1993 inauguration.

"Some of my balms are fictional," she continued. "[The work of novelists] Thomas Wolfe, Virginia Woolf."

Another balm is the ancient playwright Terence, whom she quoted in the original Latin: "*Homo sum, humani nil a me alienum puto*. I am a man [human] and nothing human is alien to me."

Terence, she said, was taken from North Africa to ancient Rome, where he was enslaved and eventually freed.

And even though she's living with "81-itis," she exhorted the audience: "Defend yourself... But don't complain. If you complain, you sour everybody's day... But if you protest, you might get some help."

At 16, she said, her heart's desire was to work as an interpreter at the United Nations, then located in San Francisco. But when she glimpsed Eleanor Roosevelt and educator Mary McLeod Bethune entering the U.N. headquarters, Angelou's dream seemed so far off that she wept. That teenaged girl couldn't have known that one day she'd be asked to write a poem celebrating the U.N.'s 50-year anniversary.

Yet she did know to trust something in herself.

"Dare to love," Angelou said, "and to let yourself be loved."

In closing, she sang the refrain of *Gilead*—"to make the wounded whole."

In appreciation, NCMHD director Dr. John Ruffin presented Angelou with keepsakes from her address to the 2008 NIH summit on eliminating health disparities: a commemorative book and a poster enlargement of *NIH Record* event coverage. ●

Three NIH'ers Elected to IOM

Three NIH scientists, including two institute directors, are among the 65 new members and five foreign associates newly elected to the Institute of Medicine. Election to the IOM is considered one of the highest honors in the fields of health and medicine and recognizes individuals who have demonstrated outstanding professional achievement and commitment to service.

Elected were Dr. Story Landis (top, r), director of the National Institute of Neurological Disorders and Stroke; Dr. Griffin Rodgers (bottom, r), director of the National Institute of Diabetes and Digestive and Kidney Diseases; and Dr. Jennifer Lippincott-Schwartz (middle, r), senior investigator and chief, section on organelle biology, Cell Biology and Metabolism Branch, National Institute of Child Health and Human Development.

"It is a great pleasure to welcome these distinguished and accomplished individuals to the Institute of Medicine," said IOM president Dr. Harvey Fineberg. "Each of these new members stands out as a professional whose research, knowledge, and skills have significantly advanced health and medicine and who has served as a model for others."



Established in 1970 by the National Academy of Sciences, IOM has become recognized as a national resource for independent, scientifically informed analysis and recommendations on health issues. With their election, members make a commitment to volunteer their service on IOM committees, boards and other activities.



Nieman Honored by Endocrine Society

Dr. Lynnette Nieman, head of NICHD's section on reproductive endocrinology, recently received the 2009 Distinguished Physician Award from the Endocrine Society. She was recognized for her research on diagnosing Cushing's syndrome, a disorder in which the adrenal glands produce excess amounts of cortisol, a hormone involved in the body's response to stress. Persons with Cushing's syndrome experience high blood pressure, high blood sugar levels, a tendency to bruise easily, sterility and other symptoms. Nieman's research has focused on methods for diagnosing the disorder, which can have many different causes, as well as on treatments. She has also extensively studied progesterone antagonists—compounds that block the reproductive hormone progesterin. In this research, she has studied progesterone antagonists as a potential contraceptive and as a treatment for fibroids. The award citation commended Nieman's advocacy of translating basic science discoveries into new clinical treatments.





FESTIVAL

CONTINUED FROM PAGE 1

Above, l: Jana Kainerstorfer (r) explains her research to two interested visitors.

Above, r: Dr. Naveen Bojjireddy (l) talks about his fluorescence-based screening technique.

Below: NIH deputy director for intramural research Dr. Michael Gottesman (c) congratulates FARE recipients Leila Maria Taher (l), a visiting fellow, and research fellow Dr. Yang Huang, both of NLM. The Fellows Award for Research Excellence began in 1995 to provide recognition for outstanding scientific research performed by intramural postdoctoral fellows.

PHOTOS: BILL BRANSON, VALERIE LAMBROS

search Festival lets all the scientists on the NIH campus check out work that has something in common with their own—or something completely different.

As part of his opening remarks, Collins spoke on progeria and a clinical trial now in progress.

This trial, he said, is “an example of translational research.”

While director of the National Human Genome Research Institute, Collins led the multi-institution research team that in 2003 discovered the genetic basis of progeria, a rare disease that causes the most dramatic form of premature aging. Children with progeria usually do not live past age 12 or 13; the cause of death is usually cardiovascular disease.

An NIH natural history study in 2005-2006 led to the current trial, said Collins.

“Six years ago,” he continued, “progeria was a death sentence. Now all the kids in the world with progeria who could come to Boston [the current trial’s location center] are on [the trial] drug.”

Researchers also hope to learn whether progeria has any relevance to normal aging.

Following Collins’ presentation, the first plenary session covered “Influenza A—Pathogenesis and Pandemics.”



The influenza A virus, which includes the new form of H1N1, shows enormous adaptability in the way it evades immunity built up in the human population. The session also covered

the phenomena of “antigenic drift” (one of the ways the virus makes self-protective changes) and new pandemic strains; pathogenesis (the development of the disease in its human and animal hosts); and vaccine development, including new methods to probe the antibody response to vaccines.

Volunteers are now needed for a natural history flu study, NIAID’s Dr. Jeffery Taubenberger said. The goals are to better understand viral and host factors contributing to clinical illness and the pathogenesis of the flu. NIH will partner with the Washington Hospital Center in this national, multi-center protocol.

Fine weather favored the scientists migrating from Masur to the Natcher Bldg., which hosted several festival events including poster displays, food and music fairs and the ceremony for the 2010 Fellows Award for Research Excellence.

FARE, now in its 14th year, recognizes outstanding scientific research performed by intramural fellows with less than 5 years total research experience at NIH. This year, 239 winners were chosen out of nearly 1,000 applicants.



At the first plenary session, “Influenza A—Pathogenesis and Pandemics,” Dr. Gary Nabel of NIAID discusses the yearly costs of flu vaccines.

Conference Promotes Collaboration to Advance Rare Diseases Research

Rare diseases affect between 25 million and 30 million Americans. These conditions can be difficult to diagnose and treat. The Rare Diseases Clinical Research Network (RDCRN) supports research to address these challenges. This collaborative network of multiple research consortia, each focusing on a subset of rare diseases, conducts studies to discover disease mechanisms, develop diagnostics, identify biomarkers and test new treatments. It also trains new investigators in rare diseases research. Collaboration across disease boundaries and among investigators, patient advocacy groups and patients has been integral to the network's success.

Recently, a conference on Advancing Rare Diseases Research through Networks and Collaboration highlighted successes and lessons learned in the network's first 5 years. Sponsored by the National Center for Research Resources and the NIH Office of Rare Diseases Research (ORDR), the conference brought together investigators, coordinators, patient advocacy groups and government leaders to discuss the challenges and opportunities in studying rare diseases. Topics included study design and conduct, patient recruitment and careers in rare diseases research. Strategies for forming effective teams, sharing best practices, advancing basic research to clinical testing and disseminating results into practice also were discussed.

Many speakers said collaboration—across disciplines, across geographic regions and among partners—was vital to advancing research. Information must reach stakeholders, whether they are collaborating investigators, research or industry partners, patients, primary care physicians and nurses or funding agencies.

“It can be challenging to design, recruit and conduct research studies—especially when those involve rare diseases,” said NCRR director Dr. Barbara Alving. “To facilitate this process, RDCRN connects researchers to large numbers of patients and provides opportunities for these individuals to participate in studies that can advance our understanding and lead to new ways to prevent, diagnose and treat these conditions.”

Looking to the future, ORDR, in collaboration with many NIH institutes and centers, will soon announce the next round of RDCRN grants. “We are at the beginning of a new era with a renewed emphasis on rare diseases,” said Dr. Stephen Groft, director of ORDR.



Dr. Alan Guttmacher, acting director of the National Human Genome Research Institute, closed the meeting by noting that the lessons learned by RDCRN could help many translational researchers. “You are spearheading the golden age of research, not just for rare diseases, but for common ones as well.”

To view a videocast of the conference, visit <http://videocast.nih.gov/summary.asp?live=7739>.

Dr. Stephen Groft, director of the Office of Rare Diseases Research, discusses the Rare Diseases Clinical Research Network, which is reinvigorating the field.

GDC Supply Warehouse, NIH Stores—Your First Sources Of Supply

The Supply Management Branch is made up of the Gaither Distribution Center (GDC or “supply warehouse” as it is commonly called) located in Gaithersburg and the NIH Self Service Stores (SSS) located in Bldgs. 10 and 31. Over the past year, the branch has improved operations and enhanced customer service. It has opened a new store in Bldg. 10 (with extended hours on Wednesdays and Fridays) and introduced new items to the NIH Supply catalog.

Using the Supply Management Branch as your first source of supply guarantees compliance with the Federal Acquisition Regulation and the *HHS Logistics Manual*. Additionally, purchasing through the branch gives NIH the benefit of competitive pricing due to the volume-based negotiations and strategic sourcing efforts that take place behind the scenes. The savings are passed to the NIH community. It also takes less time to complete the reconciliation process when items are bought from the GDC or one of the Self Service Stores.

In addition to compliance and cost-savings, buying through the GDC and SSS also results in consolidated deliveries to campus as opposed to multiple individual deliveries from suppliers. This benefits the environment.

The branch understands the need to keep items in stock. It has begun a marketing campaign that analyzes sales data both at the GDC and the SSS. The information helps adjust inventory. The branch strives to have the right product available when you need it.

milestones

NICHD's Alexander Departs for Fogarty, Shurin Named Acting Director

Dr. Duane Alexander recently stepped down after 23 years as director of the National Institute of Child Health and Human Development to join the Fogarty International Center as

senior scientific adviser for global maternal and child health research. He will advise FIC director Dr. Roger Glass on NIH's role in a White House effort to reduce maternal and infant mortality and morbidity in the developing world.

"The opportunity to work at this level to translate research advances, many of them from NICHD and NIH, to people in challenging settings, is too good to pass up," Alexander said.

"Duane Alexander has devoted decades to providing leadership to the pediatric community to improve the health of women and children through research," said Glass. "Given the administration's keen interest in this topic, Duane will be instrumental in our efforts to engage with the State Department and other agencies to further the administration's \$63 billion Global Health Initiative."

Dr. Susan Shurin, deputy director of the National Heart, Lung, and Blood Institute, became acting director of NICHD.

"My primary inspiration comes from the patients I have seen," Shurin said. "I was a very active clinician and learned more from my patients than from anyone else, despite outstanding teachers. I intend to bring that inspiration with me as I begin my work at the NICHD."

At NHLBI, Shurin oversees the clinical research portfolio, including sharing of data and biospecimens and supports its global health activities. Previously, she was a professor of pediatrics at Case Western Reserve University School of Medicine and was director of the division of pediatric hematology-oncology at Rainbow Babies and Children's Hospital of University

Hospitals of Cleveland, where she was also associate director for pediatrics of the Case Comprehensive Cancer Center.

She also served as vice president and secretary of the Corporation at Case Western Reserve University. In addition to her laboratory work, Shurin has been active in multiple clinical research endeavors including developing the now-standard therapy for transfusional iron overload in thalassemia major, studies of acute leukemia and brain tumors in what is now the children's oncology group (formerly the children's cancer group [CCG]), and studies of hydroxyurea and transfusion in sickle cell disease. She also served on the executive committee of the CCG and founded and chaired its bioethics committee.

In announcing the leadership change, NIH director Dr. Francis Collins noted that NICHD's accomplishments under Alexander included affirmation of the safety of amniocentesis; the virtual elimination in the developed world of mental retardation from *Haemophilus influenzae* type b meningitis; a treatment to reduce the risk of preterm birth among women who had previously delivered a preterm infant; the dramatic reduction in sudden infant death syndrome; and, in collaboration with NIAID, the reduction of mother-to-child HIV transmission.



Dr. Duane Alexander (l) recently stepped down after 23 years as director of the National Institute of Child Health and Human Development to join the Fogarty International Center; Dr. Susan Shurin, deputy director of the National Heart, Lung, and Blood Institute, became acting director of NICHD.

Russo To Direct NINR Extramural Activities

Dr. Denise Russo recently joined NINR as director of the Division of Extramural Activities, overseeing the Office of Extramural Programs, the Office of Grants Management and the Office of Review. She will be involved in development of research initiatives

and the solicitation, management and review of grant applications, as well as interactions with other components of NINR, NIH and HHS. She previously served in the Office of the NIH Director as extramural policy coordination officer and director of the NIH Guide for Grants and Contracts, providing oversight and policy clarification for the Guide user community. She was also instrumental in developing and launching an agency-wide web-based electronic publication system in use since May 2007. Russo holds a Ph.D. in pathology from the SUNY Downstate College of Medicine and an M.S. in biology/engineering. Her research activities prior to NIH involved basic, clinical and translational research.



Kaufmann Named Director of NINDS Clinical Research

By Gregory Roa

Dr. Petra Kaufmann was recently named director of the Office of Clinical Research at the National Institute of Neurological Disorders and Stroke.

In her new role, she will lead efforts to increase the effectiveness of NINDS clinical studies.



An expert in clinical trials for neuromuscular disorders, she is renowned for her work on spinal muscular atrophy (SMA), mitochondrial diseases and amyotrophic lateral sclerosis (ALS), also known as Lou Gehrig's disease. Prior to joining NINDS, she co-directed the SMA Clinical Research Center at Columbia University, where she was also an associate professor of neurology.

"Dr. Kaufmann has experience in all phases of clinical research, from conducting laboratory investigation and studies on disease mechanism to serving in key leadership positions on several major multicenter trials," said NINDS director Dr. Story Landis. "Dr. Kaufmann's outstanding skills and expertise will allow us to make the most of the scientific opportunities ahead and to have a significant impact on clinical neuroscience."

Kaufmann said, "I look forward to supporting excellence in clinical research at NINDS so that the advances in neuroscience can be translated into better treatments for patients."

Her contributions to clinical research have had considerable impact. She implemented novel tools and techniques in clinical trials, including the development of web-based data management systems, telephone-administered neurological scales and imaging tests in ALS. Findings from her work on SMA influenced NINDS policy in reshaping aspects of its clinical trials for a number of diseases. As principal investigator on a trial to treat ALS with coenzyme Q10, an antioxidant, Kaufmann developed an innovative design strategy that led to the project's efficient conclusion when the study results did not support a beneficial effect of the therapy. Her 2009 study on mitochondrial encephalopathy with lactic acidosis and stroke helped advance understanding of the effects of a genetic mutation associated with this disease, pointing the

way toward better screening and diagnosis of patients with the mutation.

Born in Hersel, Germany, Kaufmann earned her medical degree from the University of Bonn and trained in neuromuscular disease research at leading academic centers in London and Paris. In 1993, she joined Columbia for a postdoctoral fellowship studying the genetics of mitochondrial diseases. She completed an internship in medicine at St. Luke's-Roosevelt Hospital Center and a neurology residency at Columbia, where she also earned a master's in science degree in biostatistics.

Kaufmann is a member of numerous professional societies including the American Neurological Association, American Academy of Neurology, American Society for Experimental NeuroTherapeutics and the World Federation of Neurology. She has published more than 45 peer-reviewed articles and has written or edited dozens of review articles and book chapters.

IC Directors 'Make a Difference,' Lead HHS in Key Recruitment Effort

At a time when the federal government has increased the number of hires, the number of new employees with disabilities has decreased. In response, Lawrence Self, director of NIH's Office of Equal Opportunity and Diversity Management, challenged NIH leaders to break down hiring barriers by using various non-traditional recruitment tools when they have the opportunity. The challenge was met by 10 NIH institute/center directors who demonstrated their commitment by hiring 12 interns, which led HHS in 2008 Workforce Recruitment Program (WRP) for College Students with Disabilities hires.

WRP is a nationwide recruitment and referral program connecting federal agencies with highly motivated postsecondary students with disabilities who are eager to contribute their talents to the workplace.

Since 2007, OEODM has presented the Making a Difference Award to individuals who have gone the extra mile in furthering equal opportunity and diversity awareness at NIH.

The 2008 recipients are NIH deputy director Dr. Raynard Kington, OD; Dr. Patricia Grady, NINR; Dr. Richard Hodes, NIA; Dr. Thomas Insel, NIMH; Dr. Stephen Katz, NIAMS; Dr. Paul Sieving, NEI; Dr. Elizabeth Nabel, NHLBI; Dr. Roderic Pettigrew, NIBIB; Dr. Antonio Scarpa, CSR; and Dr. Griffin Rodgers, NIDDK.

In addition, while NIH broadened its recruitment approaches, students broadened their work experiences resulting in one NIH WRP student receiving a government-wide Outstanding Student Program Award and others being recruited to permanent positions.

NIH will recognize in 2010 the ICs commitment of 18 WRP student hires in 2009. "We are still counting!" said OEODM.

Inn Volunteer Dornette Mourned

William Dornette, an 87-year-old Kensington resident who was a beloved volunteer since 2003 at the Children's Inn at NIH, died in his sleep on Sept. 25. He displayed an insatiable zest for life—filled with intellectual curiosity and passion—whether he was practicing medicine, working on model trains, wielding a camera or devoting his talents to the inn.



Born and reared in Cincinnati, Dornette received both his medical and law degrees from the University of Cincinnati in 1946 and 1969, respectively. During his career, he served as a captain in the U.S. Air Force Medical Corps, taught and practiced anesthesiology at various medical schools across the country and worked for the Armed Forces Institute of Pathology in Bethesda. He retired in 1989 after leaving a high position with the Veterans Administration.

An educator and author of 12 books on medicine, as well as medical malpractice law, Dornette was active in the day-to-day operations of the inn, a residence for NIH pediatric patients. He was frequently seen taking digital pictures and developing Powerpoint programs, including, most recently, a virtual tour of the inn that appears on the NCI Pediatric Oncology Branch web site.

In addition, Dornette frequently obtained funds for projects that benefited the inn's residents.

Brilliant, sweet, caring, talented yet humble—these were characteristics expressed by family and friends who described him. "I am glad I got to be his daughter-in-law and friend for 28 years," Martha Mehl Dornette noted.

He was predeceased by his first wife of 36 years, Frances Roberta Hester Dornette, and his son-in-law, Thomas Schafer. He leaves behind his wife of 25 years, Betty Kern Dornette, daughter Frances Way Schafer, son William Stuart Dornette, daughter-in-law Martha Mehl Dornette, stepson Raymond Kern, stepdaughter Kathleen Marrone and 10 grandchildren.

Memorials can be made to the Children's Inn at NIH, 7 West Drive, Bethesda, MD 20814-1509.—Jan Ehrman

ORWH Hosts Second Scientific Workshop

Cutting-edge health research. Advanced techniques and methodologies. Those are ambitions for women's health research advocated by Dr. Vivian Pinn, director of the Office of Research on Women's Health. These goals were facilitated by the second in a series of four scientific workshops sponsored by ORWH titled "Moving into the Future: New Dimensions and Strategies for Women's Health Research," held at the University of California, San Francisco, recently.

The purpose of the workshops is to identify new research directions over the next 10 years by promoting interactive discussions with leading scientists, researchers, women's health advocates, health care providers and the public.

Keynote speaker Dr. Virginia Valian of Hunter College and City University of New York Graduate Center encouraged leaders in research to articulate the benefits of diversity and urged institutions to keep track of the employment percentages, rank and salary of women and men in research positions.

Workshop panels allowed leaders in women's health research to present their thoughts and encourage discussion on certain topics.

Panel member Dr. Nancy Milliken, vice chair for clinical programs, UCSF, encouraged dialogue between academia and local communities and promoted educating health care providers to be sensitive to patients' needs.

Dr. Linda Giudice and Dr. Robert B. Jaffe of UCSF also supported getting information into the community. "Bringing basic research to clinical research is translational research of the T1 kind. The T2 type of research is getting this translation into the community," she said.

Dr. Sally Shumaker of Wake Forest University highlighted the practical applications of research. She noted that at the outset of the Women's Health Initiative, a 15-year program that studied issues related to postmenopausal women, researchers thought estrogen would decrease the incidence of heart disease, blood clots, dementia and breast cancer. However, study results showed an increase in the risk of all those factors. As a result, the number of prescriptions for women on hormone therapy declined substantially following the release of study data.

Six working groups focusing on global health, stem cell research, women's health and the environment, HIV/AIDS and women, information technology and women in science developed recommendations to help inform the research agenda for ORWH over the next decade.



Grady Visits Hospital In South Africa

In conjunction with attending the recent meeting of the International Council of Nursing, NINR director Dr. Patricia Grady travelled to McCord Hospital, on the outskirts of the coastal

city of Durban in the province of KwaZulu Natal, South Africa.

McCord was founded in 1909 to provide medical care to the local Zulu people. For much of its history, it offered the only nurse training program available to blacks in South Africa. Now at its centennial, the hospital remains one of the best training institutions in the country for nurses, midwives and physicians. In addition, it has gained an international reputation for excellence in providing high-quality, affordable health care to all.

At McCord, Grady met with Dr. Helga Holst, the hospital's CEO since 2007. Under Holst's leadership, and with support from the U.S. President's Emergency Plan for AIDS Relief and other international agencies, the hospital developed many HIV/AIDS programs to improve access to treatment and decrease the risk of viral transmission from mother to child. One of the most successful of these programs is the Sinikithemba (We Give Hope) clinic, which Grady toured. Using a family-centered approach, the clinic places a strong emphasis on HIV awareness and prevention while providing a range of services to HIV patients that includes early diagnosis, antiretroviral medications, wellness education, spiritual and psychosocial support and palliative care.

Grady also visited the McCord School of Nursing, which has been in operation since 1924. The school currently graduates about 190 nurses each year. As in many countries around the world, South Africa is experiencing a significant shortage of nurses, especially in public health and in rural areas. Widely recognized for their dedication and excellence, McCord-trained nurses are in high demand and many have gone on to become directors of nursing in hospitals across southern Africa.

"Seeing this wonderful facility and meeting the dynamic, dedicated nurses and other clinicians was truly an inspiration," noted Grady. "Dr. Holst understands the central role that nurses play, both in providing care and conducting research. McCord's focus on community outreach and on training promises to make a difference in improving the health of South Africans for generations to come."



Panelists at the recent workshop on core facilities included (from l) Drs. George Grills, Cornell University; Tim Hunter, University of Vermont, Jonni S. Moor, University of Pennsylvania; Victoria Christian, Duke Translational Research Institute; and Greg Farber, NCCR.

Workshop Promotes Efficient Use of NIH-Funded Core Facilities

The National Center for Research Resources, in conjunction with the Office of Extramural Research, recently organized a trans-NIH workshop on the "Efficient Management and Utilization of Core Facilities." It brought together more than 400 participants to discuss the state of NIH-funded research core facilities.

The purpose was to review strategies for maximizing core facility use and efficiency and to identify common problems encountered in managing the facilities. Panelists described examples of successful core facilities to identify ways to improve access, administrative management, training, utilization and quality assurance.

NIH funds core facilities at hundreds of institutions throughout the United States. In order to solicit input from those who run and use these facilities, NCCR recently issued a Request for Information. The responses formed the basis for topics discussed at this national forum.

Topics included core facility access, current policies that support or hinder use, cost-recovery challenges, management improvement and service quality improvement and evaluation. Participants suggested that NIH and other federal agencies develop policies to: implement standards; encourage development and sustainability through career training and planning grants; fund both equipment and personnel in core grants; promote full use of core facilities; foster collaboration; and provide incentives and assistance to help cores develop consistent management systems that are harmonized across facilities.

There was strong support for the establishment of a national registry of core facilities that could be linked to existing regional registries for continuous self-updating as well as tracking and reporting.

For more information, including videocasts of the event, visit www.ncrr.nih.gov/events/core2009.

Scientists Discover Protein Receptor for Carbonation Taste

How do people taste the carbonation bubbling in their glass? In the Oct. 15 issue of *Science*, researchers at the National Institute of Dental and Craniofacial Research and their colleagues

from the Howard Hughes Medical Institute at the University of California, San Diego, report that they have discovered the answer in mice, whose sense of taste closely resembles that of humans.

They found that the taste of carbonation is initiated by an enzyme tethered like a small flag from the surface of sour-sensing cells in taste buds. The enzyme, carbonic anhydrase 4, interacts with the carbon dioxide in the soda, activating the sour cells in the taste bud and prompting it to send a sensory message to the brain, where carbonation is perceived as a familiar sensation.

“Of course, this raises the question of why carbonation doesn’t just taste sour,” says Dr. Nicholas Ryba, a senior author of this study and an NIDCR scientist. “We know that carbon dioxide also stimulates the mouth’s somatosensory system. Therefore, what we perceive as carbonation must reflect the combination of this somatosensory information with that from taste...What people taste when they detect the fizz and tingle on their tongue is a combination of the activation of the taste receptor and the somatosensory cells. That’s what gives carbonation its characteristic sensation.”

Retroviral Link to Chronic Fatigue Syndrome Discovered

Scientists have discovered a potential retroviral link to chronic fatigue syndrome, known as CFS, a debilitating disease that affects millions of people in the United States. Researchers from the Whittemore Peterson Institute (WPI), located at the University of Nevada, Reno, the National Cancer Institute and the Cleveland Clinic reported this finding in the Oct. 8 issue of *Science*.

“We now have evidence that a retrovirus named XMRV is frequently present in the blood of patients with CFS. This discovery could be a major step in the discovery of vital treatment options for millions of patients,” said Dr. Judy Mikovits, director of research for WPI and leader of the team that found this association. Researchers cautioned, however, that this finding shows there is an association between XMRV and CFS but does not prove that XMRV causes CFS.

The scientists provide a new hypothesis for a retrovirus link with CFS. XMRV was first identified by Dr. Robert H. Silverman of the Cleveland Clinic Lerner Research Institute in men who had a specific immune system defect that reduced their ability to fight viral infections.

“The discovery of XMRV in two major diseases, prostate cancer and now chronic fatigue syndrome, is very exciting. If cause-and-effect is established, there would be a new opportunity for prevention and treatment of these diseases,” said Silverman, a coauthor on the CFS paper. Commonality of an immune system defect in patients with CFS and prostate cancer led researchers to look for the virus in their blood samples.

RNA Strand May Help Predict Survival, Response to Liver Cancer Treatment

A small RNA molecule, known as a microRNA, may help physicians identify liver cancer patients who, in spite of their poor prognosis, could respond well to treatment with a biological agent called interferon. The finding, by scientists at NCI and their partners at Fudan University, Shanghai, and the University of Hong Kong in China and at Ohio State University, appeared in the Oct. 8 issue of the *New England Journal of Medicine*.

“Interferon is an experimental therapeutic agent that has been used for many years to treat cancer patients, but with modest benefit,” said study first author Dr. Junfang Ji of NCI’s liver carcinogenesis section.

“Our findings are exciting because we are rediscovering a drug that may have great potential for patients with a particular genomic profile. Being able to treat patients with an existing drug based on a tumor’s genomic profile should improve its efficacy and reduce the cost of treatment,” added study senior author Dr. Xin Wei Wang, chief of the liver carcinogenesis section.



NIH scientists report that the taste of carbonation is initiated by an enzyme tethered like a small flag from the surface of sour-sensing cells in taste buds.

NIDA Webcasts Town Hall Meeting

The National Institute on Drug Abuse recently hosted its first-ever national satellite town hall meeting, webcast live from the National Press Club and the Camden, Me., Opera House. The event focused on the success of a new drug prevention system that mobilizes community coalitions and equips them with tools designed to keep kids safe.

The live, hour-long webcast featured the Communities That Care (CTC) program, a longitudinal study tracking 10- to 14-year-olds that included participants in Maine's Five Towns area of Appleton, Camden, Hope, Lincolnville and Rockport. Findings showed how the program reduced risky behavior as children progressed from fifth through eighth grades.

The program has demonstrated similar success in other states. Researchers studied a group of 4,407 fifth graders from 24 communities in Colorado, Illinois, Kansas, Maine, Oregon, Utah and Washington. Twelve communities were randomly assigned to undergo CTC training and implementation and 12 served as control communities. In the CTC communities, stakeholders including educators, business and public leaders, health workers, religious leaders, social workers and other community volunteers received six training sessions over a year to help them identify the dominant risk and protective factors for substance use in their areas.

The coalitions then chose and implemented from two to five evidence-based prevention programs tailored to their risk factors from a menu of prevention strategies. The strategies focus on a variety of topics depending on community need, including alcohol and drugs, violence prevention, reducing family conflict, life skills training, HIV/AIDS prevention, dating safety, tobacco and anger management. The youth were surveyed annually for 4 years concerning their risky behaviors to determine the impact of delivering programs through the CTC system.

Results showed that by the eighth grade, students in the CTC communities were 32 percent less likely to begin using alcohol, 33 percent less likely to begin smoking and 33 percent less likely to begin using smokeless tobacco than their peers in the control communities. Students from CTC communities were also 25 percent less likely to initiate delinquent behavior, itself a risk factor for future substance use and an important target for prevention.

NIDDK Publishes New Fact Sheets

NIDDK recently published three new fact sheets:

Diet for Kidney Stone Prevention explains the five types of kidney stones, prevention diets for each type and the role of water and other fluids in preventing formation of new stones. For an online version, go to www.kidney.niddk.nih.gov/kudiseases/pubs/kidneystonediet.

Chronic Kidney Disease-Mineral and Bone Disorder explains why hormones and minerals are important and how CKD-MBD is diagnosed and treated. CKD-MBD occurs when the kidneys fail to maintain the proper levels of calcium and phosphorus in the blood, leading to abnormal bone hormone levels. It is a common problem in people with kidney disease and affects almost all patients receiving dialysis. For an online version of the fact sheet, visit www.kidney.niddk.nih.gov/kudiseases/pubs/CKD_mineral_bone.

Testing for Celiac Disease—the second in the Celiac Disease Awareness Campaign's new series for health care professionals—is now available for download at www.celiac.nih.gov. This fact sheet summarizes available serologic and genetic tests used to evaluate patients who may be candidates for biopsy, the gold standard for celiac disease diagnosis.



Volunteers Needed for Personality Study

Would you describe yourself as adventuresome, daring and impulsive? Or are you quiet, reserved and reflective? Log on to learn more about this personality research study: https://live.datstat.com/brain_and_personality. Or call (301) 295-2288. Participants will be compensated.

Menopause Study Recruits

African-American and Caucasian women ages 40-60 are needed for a research study addressing questions about menopause. Participation requires completing an online or paper survey. Some volunteers who live in the Washington, D.C., metropolitan area may also be eligible to participate in a substudy that involves a small blood draw. Participants may be compensated. To see if you qualify or for more information, contact Robert Clark at menopausstudy1@gmail.com or (301) 295-9666.

Healthy Volunteer Smokers Needed

The Mood & Anxiety Disorders Program, NIMH, is looking for healthy volunteers with no current or history of mental illness, between the ages of 18 and 55, to participate in a variety of research studies. Study procedures may include: PET and/or MRI scans, psychological interview and neuropsychological testing, depending on the study you choose to participate in. Call (301) 435-8982 for more information.

Neck Pain Study

NIH Rehabilitation Medicine is seeking individuals with or without neck pain between the ages of 18-65 to participate in a 3-month natural history study of neck pain (02-CC-0245). Participation includes a comprehensive cervical musculoskeletal examination without compensation and 1-hour monthly visits. If interested, send email to neckpainstudy@gmail.com or call (301) 451-7514.

CFC 'Derby' Comes to Rockledge

On Oct. 8, the NIH Combined Federal Campaign held the Giddy'up Horse Derby event outside the Fernwood Bldg. NIH'ers had the opportunity to play jockey for a day as they raced one another to the finish line.

The CIT Band provided live entertainment and attendees enjoyed lunch from various vendors. The weather was perfect for horse racing and with great food and music, only the mint juleps were missing.

CIT Acting Director Jack F. Jones and Deputy Director Al Whitley were on hand to welcome everyone and emphasize the important role each individual plays in the CFC and the continued success of participating charities.

Additional photos and information about upcoming NIH CFC events are available online at <http://cfc.nih.gov>.

PHOTOS: MICHAEL SPENCER



A sunny day in October provides perfect conditions for horse racing. To move the "horses" (which were on wheels) forward, riders put their feet in the stirrups and pushed both feet up and down at the same time.



Above, the CIT Band provides live entertainment. Below, tables are quickly filled during the lunch hour.

